

REPUBLIC OF SOMALILAND



SOMALILAND AID FLOW REPORT

**MINISTRY OF PLANNING AND NATIONAL DEVELOPMENT
(MOPND)**

DEPARTMENT OF NGO REGISTRATION, PROJECTS AND AID MANAGEMENT

AUGUST 2025



TABLE CONTENT

LIST OF TABLES AND FIGURES	3
LIST OF ABBREVIATIONS AND ACRONYMS	4
PREFACE	5
ACKNOWLEDGEMENT	6
DEPARTMENT DIRECTOR MESSAGE	7
EXECUTIVE SUMMARY	8
1. INTRODUCTION	9
1.1 Aid Coordination Forums	11
1.2 Somaliland's coordination and aid management structure	21
1.3 Objectives of the Report	23
1.4 Methodology Applied and Limitations	24
1.5 Somaliland's Other Sources of Financing	25
2. AID FLOW ANALYSIS	27
2.1 ODA	27
2.2 INGOs Disbursement Per Pillar	30
2.3 INGOs Disbursement Per Sector	34
2.4 UN, Bi-literal and Other Organization's Disbursement Per Sector	46
2.5 Pooled funds and Funds Channelled through the Country System	52
ANNEX 1: REPORTED ORGANIZATIONS (INGOs)	57
ANNEX 2: REPORTED UN AGENCIES	60
ANNEX 3: REPORTED OTHER AGENCIES	60

LIST OF TABLES AND FIGURES

Table 1: INGOs Disbursement Per Pillar.....	31
Table 2: INGOs Disbursement per Region.....	32
Table 3: INGOs Disbursement per Sector.....	34
Table 4: INGOs Governance Sector Disbursement Per Region	35
Table 5: INGOs Economic Sector Disbursement Per Region	36
Table 6 : INGOs Education Sector Disbursement Per Region	38
Table 7: INGOs Health Sector Disbursement per Region	39
Table 8: INGOs Infrastructure Sector Disbursement per Region	40
Table 9: INGOs Environment Sector Disbursement per Region	41
Table 10 : INGOs Wash Sector Disbursement per Region	42
Table11: INGOs Production Sector Disbursement per Region	43
Table 12: INGOs Social Protection Sector Disbursement per Region	44
Table 13: INGOs Disbursement of Crosscutting Related Themes per Region	45
Table 14: UN Agencies Disbursement Across Pillars and Regions	46
Table 15: UN Agencies Disbursement Across Sectors and Regions	46
Table 16: GIZ Disbursement across Pillars and Regions.....	49
Table 17: GIZ Disbursement per Sector Proportion	50
Table 18: WB Disbursement Projects	53
Table19: SDF Disbursement per Pillar.....	55
Table20: SDF Disbursement per Region	56

<i>Chart 1: Coordination Architecture Somaliland Aid Coordination Structure, Source NDP/III.....</i>	<i>21</i>
<i>Chart 2: INGOs Pillar Disbursement Percentage.....</i>	<i>32</i>
<i>Chart 3: INGOs Percentage Disbursement Per Region.....</i>	<i>33</i>
<i>Chart4 INGOs Percentage Disbursed per Sector</i>	<i>35</i>
<i>Chart 5: INGOs Governor Sector Disbursement Regional Proportion</i>	<i>36</i>
<i>Chart 6: IINGOs Economic Sector Disbursement Regional Proportion</i>	<i>37</i>
<i>Chart 7 : INGOs Education Sector Disbursement Regional Proportion</i>	<i>38</i>
<i>Chart 8: INGOs Health Sector Disbursement Regional Proportion</i>	<i>39</i>
<i>Chart 9: INGOs Infrastructure Sector Disbursement Regional Proportion</i>	<i>40</i>
<i>Chart 10: INGOs Environment Sector Disbursement Regional Proportion</i>	<i>41</i>
<i>Chart 11: INGOs Wash Sector Disbursement Regional Proportion</i>	<i>42</i>
<i>Chart 12: INGOs Production Sector Disbursement Regional Proportion</i>	<i>43</i>
<i>Chart 13: INGOs Disbursement of Crosscutting related themes per Regional Proportion</i>	<i>45</i>
<i>Chart 14: UN Percentage Disbursement per Regions</i>	<i>47</i>
<i>chart 15: UN Agencies Disbursement per Agency</i>	<i>48</i>
<i>Chart 16 GIZ Disbursement per Sector Proportion</i>	<i>50</i>

LIST OF ABBREVIATIONS AND ACRONYMS

INGOs	International Non-Governmental Organizations
MoPND	Ministry of Planning and National Development
HLACF	High-level Aid Coordination Forum
MoFD	Ministry of Finance Development
PFM	Public Financial Management
NACF	National Aid Coordination Forum
ICT	Information and Communication Technology
NDP	National Development Plan
ODA	Official Development Assistance
AAA	Accra Agenda for Action
UN	United Nations
DFID	Department for International Development
LNGO	Local Non-Governmental Organization
DAD	Development Assistance Database
UNDP	United Nations Development Program
SDGs	Sustainable Development Goals
MoF	Ministry of Finance (former name)
DANIDA	Danish International Development Agency
SDF	Somaliland Development Fund
SSA	Somaliland Special Arrangement
PSG	Peacebuilding and State building Goals
IGAD	Inter-governmental Authority and Development
SCFs	Sector Coordination Forums
DG	Director General
ISCM	Inter-Sector Coordination Meeting
NPC	National Planning Commission
OECD	Organization for Economic Cooperation and Development
DAC	Development Assistance Committee
GDP	Gross Domestic Product
HN	Health and Nutrition
EDUC	Education
GOV	Governance
ECON	Economy
INFR	Infrastructure
ENV	Environment
WSH	WASH
PROD	Production
ENER	Energy
TVET	Technical and Vocational Education Training
SHF	Somalia Humanitarian Fund
OCHA	United Nations Office for the Coordination and Humanitarian Affairs

PREFACE



In an era defined by global collaboration and the imperative for sustainable development, the Government of Somaliland is firmly committed to fostering strategic resource management and enhancing aid transparency. This report is a crucial instrument in this endeavor, meticulously compiling a comprehensive overview of aid disbursements from our esteemed development partners.

It details the financial flows from International Non-Governmental Organizations (INGOs), United Nations Agencies, the World Bank, and other international donors, cross-referenced by sector and region. Recognizing the strategic objective of establishing a centralized Aid Management Platform, a dedicated technical team has diligently captured and analyzed data for 2024 to deliver this detailed report.

This publication serves as a foundational reference for evidence-based policymaking and reaffirms our unwavering commitment to building a robust, publicly accessible aid management database. This commitment ensures accountability and transparency for all stakeholders.

I extend our sincere gratitude to all staff of the NGO Registration, Projects, and Aid Management Department at the Ministry of Planning and National Development (MoPND). A special commendation is extended to the Director Abdinour Jama Abdille (Gass) for his unwavering commitment, tireless efforts, and exceptional dedication to ensuring the utmost accuracy and quality of this comprehensive report.

Hon. Kaltun Sh. Hassan Abdi

Minister,

Ministry of Planning and National Development

Republic of Somaliland

Acknowledgements



This report represents the culmination of collective dedication and invaluable support from a wide array of partners and individuals. We extend our deepest gratitude to all the organizations and agencies whose steadfast cooperation made this publication possible. Their transparent submission of data forms the bedrock upon which this report is built, enabling us to accurately track, analyze, and communicate the impact of development programs.

The Ministry of Planning and National Development (MoPND), and specifically its NGO Registration, Projects and Aid Management department, merit special recognition for their tireless efforts. The meticulous data collection and validation work undertaken by their team demonstrably reflects a profound commitment to accuracy and professionalism.

We firmly believe this report will significantly enhance coordination among various actors, foster a more coherent aid landscape, and ultimately contribute to the strategic and effective utilization of aid towards a more prosperous and resilient Somaliland.


Mohamed Saed Mohamoud

Director General,

Ministry of Planning and National Development

Republic of Somaliland

Department Director's Message



The preparation of this document has been a challenging yet immensely rewarding journey, reinforcing its status as a vital instrument for effective governance and accountability. I would like to express my profound gratitude to the Minister of Planning and National Development, Hon. Kaltun Sh. Hassan, for her visionary leadership and unwavering guidance.

Her commitment has been a constant source of inspiration. My sincere appreciation also goes to our Director General, Mr. Mohamed Saed Mohamoud, for his instrumental support and professional competence, which were crucial to this project's success. Furthermore, I extend my heartfelt thanks to the entire NGO Registration, Projects and Aid Management's team whose tireless dedication and unwavering professionalism were essential in gathering and compiling the comprehensive data. Their work is a testament to the high standards of our department. This report is a clear indication of our collective effort to build a stronger and more accountable future for Somaliland, and I am confident that it will serve as a cornerstone for future strategic development.

Abdinour Jama Abdille (Gass)

Director of NGO Registration, Projects and Aid Management
Ministry of Planning and National Development
Republic of Somaliland

EXECUTIVE SUMMARY

The Ministry of Planning and National Development has successfully reactivated the publication of the Aid Flow Report in 2024. This report is a vital tool for the Government of Somaliland, providing a comprehensive overview of aid budgets and facilitating strategic activities. By mapping the flow of foreign aid, the government can precisely determine the volume and reach of funds, allowing for a detailed breakdown of investments by pillar, sector, and region.

In 2024, significant financial contributions were received from key sources. United Nations organizations operating in Somaliland disbursed over **USD 79 million**. International Non-Governmental Organizations (INGOs), supported by bilateral and multilateral donors, along with private funds, contributed over **USD 119 million**. Furthermore, key donors and multilateral organizations, including the Somaliland Development Fund (SDF), the World Bank, and GIZ, provided over **USD 20 million**.

A detailed analysis of the aid flow, aligned with the **Somaliland National Development Plan III**, reveals noticeable variations across different sectors and pillars. The **Social Development Pillar**, which includes critical areas such as Education, Health, and WASH (Water, Sanitation, and Hygiene), received the largest share of funding, amounting to over **USD 90 million**. This significant investment underscores the government's commitment to improving the well-being of its citizens and addressing core social challenges.

The Ministry's enhanced capacity for aid mapping has resulted in more accurate data on aid spending compared to the previous year. The Government of Somaliland is focused on creating more organized and efficient mechanisms to ensure greater national ownership in the delivery of aid

INTRODUCTION

In 1991, following a period of devastating civil war, Somaliland embarked on the monumental task of rebuilding a functional state. Through the determination of successive governments, the nation laid the groundwork for future development, evolving from more than two decades of grassroots peace building and state-building efforts. During this period, the government began to engage with a wide array of international partners, including the United Kingdom, Denmark, Germany, Norway, the Netherlands, the European Union, the World Bank, the African Development Bank, various United Nations agencies, and numerous national and international non-governmental organizations (LNGOs/INGOs).

A significant milestone in Somaliland's development journey was the 2006 Joint Needs Assessment (JNA), a collaborative effort with the United Nations and the World Bank. The JNA led to the creation of the 2007-2010 Reconstruction and Development Plan (RDP), which subsequently informed the principles behind the country's first National Development Plan (NDP I, 2012-2016). The Ministry of Planning and National Development (MoPND) further developed the Somaliland Vision 2030, with NDP I serving to operationalize this vision and enhance communication with citizens and the diaspora.

At the outset of NDP I, the World Bank estimated Somaliland to be one of the poorest countries in Sub-Saharan Africa, with a per capita Gross Domestic Product (GDP) of just \$347. At the time, this was the fourth lowest in the world. However, through persistent reforms and improved budgeting, the National Development Plan II (2017-2021) achieved steady growth, increasing GDP per capita to \$912 by 2024.

This steady growth has also prompted a shift in the country's economic structure. While livestock rearing remains a cornerstone of the economy, other sectors have experienced substantial growth. This is particularly evident in the service sectors, including retail trade, tourism (bolstered by relative peace), and financial services. Remittances from the large diaspora population continue to be a primary source of finance, serving as both a crucial social safety net and a key driver of growth, particularly in the construction sector.

Background on Somaliland's Development and Aid Flow

Since gaining independence in 1991, Somaliland has made remarkable progress in peace consolidation, reconciliation, and state-building, despite lacking international recognition. This journey has been significantly bolstered by development cooperation, which has provided crucial support for the country's recovery and long-term development.

From 1997 to 2010, Somaliland successfully transitioned from a state of conflict to one of recovery, thanks to increasing humanitarian aid. This assistance was vital not only for meeting immediate needs but also for laying the groundwork for sustainable growth. The international community's commitment to supporting Somaliland has been instrumental in strengthening its institutions and fostering stability.

Development cooperation has played a crucial role in several key areas:

- ❖ **Peace Consolidation:** It has helped establish effective governance structures that facilitate peace building, creating an environment of security and social cohesion.
- ❖ **Humanitarian Aid:** It has provided essential services such as food, water, healthcare, and education, particularly during crises.
- ❖ **Long-Term Development:** Aid has funded critical infrastructure projects, including schools, hospitals, and roads, and supported the development of key sectors like agriculture.
- ❖ **Capacity Building:** It has facilitated training, technical assistance, and knowledge transfer, empowering the country to effectively manage its resources and implement sustainable strategies.
- ❖ **Regional Integration:** It has promoted collaboration with neighboring countries through joint initiatives like trade agreements and infrastructure projects.
- ❖ **Social Inclusivity:** It has supported programs that empower women and enhance their access to education, healthcare, and economic opportunities.

The preparation of the Somaliland Aid Flow Report 2024 is a direct reflection of this ongoing partnership. It represents a significant step forward in enhancing transparency and accountability, ensuring that development assistance is strategically aligned with the country's national priorities and effectively utilized to improve the lives of its people.

1.1 Aid Coordination Forums

International High-Level Coordination Forums

Globally, international development co-operation has been considered as one of the key factors in advancing global development. The continued efforts towards maximizing the impact of aid has been marked by four events: The High-Level Forum on Aid effectiveness in Rome (2003), Paris (2005), Accra (2008) and Busan (2011). These four high level events founded the formulation of aid effectiveness principles that led to the Busan Partnership Agreement in 2011 endorsed by over hundred countries as the blueprint for effective aid delivery.

The First High-Level Forum (Rome)



The Rome Declaration listed the following priority actions:

- that development assistance be delivered based on the priorities and timing of the countries receiving it
- that donor efforts concentrate on delegating co-operation and increasing the flexibility of staff on country programmes and projects
- and that good practice be encouraged and monitored, backed by analytic work to help strengthen the leadership that recipient countries can take in determining their development path

The Second High-Level Forum (Paris)

The Paris Declaration outlines the following five fundamental principles for making aid more effective:

- ◆ Ownership: Developing countries set their own strategies for poverty reduction, improve their institutions and tackle corruption.
- ◆ Alignment: Donor countries align behind these objectives and use local systems.



- ◆ Harmonization: Donor countries coordinate, simplify procedures and share information to avoid duplication.
- ◆ Results: Developing countries and donors shift focus to development results and results get measured.
- ◆ Mutual accountability: Donors and partners are accountable for development results.

The Third High-Level Forum (Accra)

The Accra Agenda for Action (AAA) centered on capacity development and proposed improvement in ownership, partnerships, and the delivery of results. Points agreed as part of the AAA are:

- ◆ Predictability – donors to provide 3–5 year forward information on their planned aid to partner countries.
- ◆ Country systems – partner country systems will be used to deliver aid as the first option, rather than donor systems.
- ◆ Conditionality – donors to end the reliance on prescriptive conditions about how and when aid money is spent and change this to conditions based on the developing country's own development objectives.
- ◆ Untying – donors relax restrictions that prevent developing countries from buying the goods and services they need from whomever and wherever they can to get the best value for money.

The Fourth High-Level Forum (Busan)

The Fourth High Level Forum on Aid Effectiveness took place in Busan in 2011. The forum aimed to improve the effectiveness of aid in achieving development goals. Discussions centered on key issues such as ownership, accountability, and transparency. The Busan Partnership for Effective Development Cooperation was established to guide future efforts.

At the HLF4, traditional and new development stakeholders agreed to restructure development cooperation around four basic principles:

- Ownership of development priorities – recognizing that developing countries must design and drive their own development;
- Focus on results – aiming at concrete outcomes that eradicate poverty, reduce inequality and ensure that the necessary resources and capacity are available to take these steps forward;
- Inclusive partnerships – promoting mutual learning and trust among different development actors;
- Transparency and accountability to each other – building on transparent ways of working to improve service delivery and clarify mutual responsibilities.



부산 세계개발원조총회
**4th High Level Forum
on Aid Effectiveness**
29 Nov – 1 Dec 2011, Busan, Korea

Somaliland's High-Level Coordination Forums

The High-Level Aid Coordination Forum (HLACF) plays a pivotal role in facilitating collaboration between the Somaliland Government and its international partners. This platform, chaired by the Minister of Planning and National Development, serves as a catalyst for constructive discussions on various aspects such as planning, government reforms, and sector progress. By promoting open dialogue, the HLACF creates an environment where stakeholders can exchange ideas, share best practices, and collectively work towards the advancement of development initiatives. Through its commitment to effective coordination and reporting, the HLACF strives to optimize the impact of these initiatives, ensuring that resources are utilized efficiently and that progress is monitored and evaluated effectively. This forum serves as a testament to the dedication and commitment of both the Somaliland Government and its international partners in fostering sustainable development and achieving shared goals.

1st HLACF , 6TH June 2011

The MoPND prepared the first meeting on, the 6th of June 2011 – a platform named High Level Aid Coordination Forum that brings together the Government institutions and the International Development Partners. During that first meeting participants from different organizations, including UN Agencies, EU, Norway, Sweden and INGOs attended the meeting. The key agenda items discussed included:

- ❖ **HLACF structure** : Participants from the Donors, UN Agencies, INGOs, LNGOs and other Government institutions discussed and agreed on the coordination structure of the HLACF
- ❖ **Development Assistance Database (DAD)**: At that time, there was a greater advocacy from the government institutions and their partners, led by UNDP to have DAD system that captures the aid information. It was agreed that, the Ministry in collaboration with UNDP would review the progress and discuss the problems facing the government by using the DAD. It was also discussed how the DAD should be aligned better with the UN-Sustainable Development Goals (SDGs).
- ❖ **National Development Plan**: The then Minister of Planning, Dr. Sa'ad Ali Shire informed the participants that the National Development Plan would be available soon to the public. Participants raised questions regarding the level of regional and community participation during the preparation of the plan. It was agreed to have a validation workshops before the draft NDP circulation.
- ❖ **NGO Law**: INGOs and NGOs requested to complete the translation of the NGO Act which written at that time in Somali.

Considering the above mentioned agenda items and discussions covered during the first HLACF it was a good start. And it resulted the other HLACFs to happen successfully.

2nd HLACF, 22nd November 2011

The MoPND successfully organized the second HLACF meeting on the 22nd of November 2011 in collaboration with the donors. The main agenda of this meeting was to review how far the government and partners had gone according to the agreed points during the first HLACF. The two major items this meeting was focusing on were:

- ❖ National Aid Coordination Structure: The government and donors have emphasized the importance of having harmonized coordination structure to enable smooth aid delivery. The MoPND presented the aid coordination structure. Participants raised comments and questions during the discussion of this topic.
- ❖ NGO Law: The other key discussion was the implementation of the NGO Law. As well as aid modalities, level and effectiveness. Participants from different organizations/countries including UN Agencies, EU, Norway and INGOs attended the meeting.

3rd HLACF, May 2012

The third HLACF was supposed to take place mid May 2012, but due to several reasons it did not happen. A high-level meeting was held in Nairobi and, the primary issues discussed were the action points of the previous year and the preparation of the fourth HLACF. It was the only HLACF that did not happen in a similar way as other HLACFs and was held in a different location.

4th HLACF, 12th September 2012

The fourth HLACF was interesting and topics discussed were different from the topics covered during the first three HLACFs. The key agenda issues discussed during the fourth HLACFs included:

- ❖ Public Financial Management (PFM): The Ministry of Finance presented the progress and commitments made to ensure proper implementation of public financial management processes. Government and Donors discussed the way forward. It was agreed to establish a Hargeisa based steering committee for PFM. The State Minister of Finance issued a letter after the meeting informing partners that until the establishment of a country-led PFM system, all other interventions regarding PFM were to be put on hold.

- ❖ **Alignment of NDP and NDP Prioritization:** The Government prioritized and discussed with the donors to give more attention to the sectors that did not get much financing. It was agreed that donors should ensure that the agencies or future proposals they fund are in line with the priorities with National Development Plan. On top of that, it was agreed that there is a need to have a dialogue between donors and the Government of Somaliland about monitoring aid effectiveness particularly in the light of the discussions held in the context of Busan and the New Deal.
- ❖ **Somaliland Development Fund:** A presentation was made by DFID and DANIDA about the SDF with its focus on government ownership and accountability .

5th HLACF, 29th Oct 2013

The fifth HLACF happened in the last quarter of 2013 and focused on three main agenda points after reviewing the previous action points:

- ❖ **Government Budget Allocation:** The Ministry of Finance presented the government's budget allocations for 2014 and progress on the implementation of NDP. The budget for 2014 had increased 23.6% as compared to the 2013 budget. They outlined that the majority of the budget still goes to security. The MoF stated that 80% of its revenue comes from customs and emphasized that they have a plan to increase inland revenue. Progress in the establishment of a PFM unit was also presented during the meeting.
- ❖ **Somaliland Special Arrangement:** The best way of creating an implementation mechanism for the SSA was discussed. It was agreed to establish a body for the implementation of SSA, and options for an appropriate forum, mechanism and terms of reference were explored, whether it will be a separate committee or a sub-committee under the HL ACF.
- ❖ **Somaliland Development Fund:** As highlighted in the SSA, the SDF is the government's preferred funding mechanism. It was agreed to sustain the momentum of the SDF and encourage other funds to align with the SDF as much as possible. In addition to that, to encourage wider usage of SDF among donors.

6th HLACF, 9-10th June 2014

The sixth HLACF was a two-day meeting. The participation of the government and international development partners was very high. The issues and the discussions covered during these two days was interesting and there was a great understanding between the government institutions and international development partners. The key agenda issues included, but were not limited to:

- ❖ Government focus on strategic issues: The strategic issues covered by the government relevant Ministers include, Progress in Peace Building and Sustainable Goals (PSG) Civil Service Reform, PFM, Justice Sector Reform, Security Reform and Budget Gaps. The donors given their statement on these strategic issues. And it was agreed to support all the ongoing reforms.
- ❖ Delivery Mechanism- Options for moving forward: During the meeting it was discussed the trust principles on the ground. The World bank and UN Multi Partners Fund was presented. Dr. Saad A shire presented a model of coordination and harmonization for SDF and possibly other funding mechanisms



This meeting was participated by several Ambassadors, Senior officials from the World Bank, UN Agencies and other Heads of Donors, INGOs and Civil society organizations. From the government side, apart from the President's official opening a number of key Ministers and other higher government officials were present the two day meetings. Bilateral side meetings happened during dinner between specific government institutions and donors to discuss sector priorities.

7th HLACF, 3-4th November 2014

The seventh HLACF was a two-day meeting. As usual the President (President Silanyo) officially opened the meeting and highlighted key issues. The other key International Partner's Representatives including Ambassadors, Head of IGAD, UN representatives and other Civil Society leaders also gave their statements. The key agenda issues covered were:

- ❖ Creating a conducive environment for economic growth: The key issues discussed were to speed up the government reforms and efforts that can trigger the economy. It was also agreed to increase the efforts regarding investment and development.
- ❖ SSA Implementation: The participants agreed to develop a clear roadmap for SSA implementation. It was agreed by the international development partners to nominate a focal point for the SSA. In addition, it was agreed to develop a monitoring framework for the SSA.

8th HLACF, 15th September 2015

During the 8th HLACF participants discussed different issues including the government's progress made regarding the public-sector reforms. The Key Agenda items discussed during the meeting include but not limited to:

- ❖ Coordination harmonization: the participants emphasized the need to harmonize the coordination among the development actors and partners. It has been taken as an action the MoPND to harmonize the coordination structure.
- ❖ Government Monitoring and Evaluation Capacity: The participants leading by the international development partners have agreed to strength government's capacity on Monitoring and Evaluation. It was agreed the the MoPND to submit a proposal to the international development partners. The international development partners have shown a commitment to strength and support the government to have the capacity needed to monitor and evaluate the development programs.

- ❖ Aid envelope to inform the budgeting process: The HLACF participants highlighted the importance of the aid envelope. It was agreed that the implementing partners would report their financial commitments to use for budgeting purposes and that the HLACF co-chairs to discuss the way forward on aid envelope reporting and how the aid envelope can inform the budgeting processes.

As in previous meetings, the 8th HLACF forum had participants from the government headed by the President and the key ministers participated the meeting as well as from the international partners, represented by ambassadors, heads of development organizations, country representatives and other key members. Civil society leaders were also present and showed commitment during the meeting.

9th HLACF, 6-7th June 2016

The ninth HLACF was the last HLACF up to now. The main talking points included, but were not limited to:

- ❖ Somaliland Aid Architecture and the 2017-2021 NDP II: It was discussed how best to include donors within the coordination structure for a better harmonization of efforts. Moreover, since the NDP I period is finished and the government is ready to kick off a new planning cycle, the way forward of preparing the 2017-2021 NDP II was discussed. Government argued to the international development partners to support the realization of the National Development Plan.
- ❖ Elections and Democratization: Government, Donors and Civil Society Organizations discussed progress made on the elections, in terms of election timelines, future election resources and parliamentary laws.
- ❖ Drought Emergency and Prevention: This agenda item aimed to discuss the effects of climate change. Participants discussed the causes of recurrent droughts. The Ministry of Environment and Rural Development, the National Disaster Preparedness and Food Reserve Authority and OCHA presented the drought impact. Possible ways to mitigate and reduce the effect of recurrent droughts and emergencies were discussed during the meeting.

The level of participation from the government, international development partners and the civil society was good. The meeting took two days. Day two of the meeting covered the sector coordination groups – all sectors presented their ongoing activities and it went well.

The 10th High-Level Development Coordination Forum (HLDCF), which took place on February 25, 2025, focused on understanding Somaliland's priorities and aligning development activities to benefit the Somaliland people. The key talking points included:

Somaliland's Development Priorities

The forum's central objective was to align development activities with Somaliland's priorities. The government's journey began with state-building and democratization, and is now focused on economic growth. Three broad priorities were identified, each with three specific focus areas:

- ❖ **Security and Social Cohesion:** This includes security forces reform, social cohesion, and peace building.
- ❖ **Inclusive Governance:** The focus areas are justice reform, elections and democratization, and strengthening institutional capacity.
- ❖ **Economic Growth:** This pillar includes improving productivity for food security, revenue mobilization, development financing, economic diversification, and infrastructure (including energy).

Political and Economic Context

Ministers provided updates on the political and economic landscape. The Minister of Presidency highlighted Somaliland's commitment to peace and reforms as a foundation for economic growth. The Minister of Finance laid out the economic context, emphasizing that financing priorities are based on revenue mobilization, transparency, and encouraging private sector investment.

Partner Response and Future Direction

International partners noted that around \$168 million is currently allocated for development activities in Somaliland for the period 2025-2028, which translates to about \$41 million per year. This figure is approximately 10 percent of the funding needed for the NDP III. Partners and the government agreed on the need to adapt to a new development paradigm that prioritizes investment over aid, with the goal of driving value that creates a path to self-sufficiency.

Discussions also highlighted the concerning lack of women's political participation in the new administration. Partners emphasized that Somaliland is overlooking a valuable resource and committed to working with the government to improve women's representation in the future.

1.1. Somaliland coordination and aid management Architecture

The Somaliland's Coordination Architecture, which supports the National Development Plan III (NDP III), is designed to be a transparent institutional mechanism that facilitates collaboration among the Somaliland Government, international partners, and national organizations, as well as civil society and the private sector.

The architecture builds upon existing coordination structures and functions. It applies four distinct layers of coordination to support the implementation of the NDP III. These layers provide a platform for all development and humanitarian stakeholders in Somaliland to engage directly with the NDP III.

The primary goals of this architecture are:

- ❖ To prioritize and align programs directly with the outcomes and targets of the NDP III.
- ❖ To ensure that aid is delivered effectively and efficiently.
- ❖ To create opportunities for strong cross-institutional and sectoral cooperation.

This framework allows for government, civil society, the private sector, the diaspora, and international partners to coordinate, prioritize programming, critically assess progress, address challenges, and share information.

As outlined in Somaliland's NDP III, Somaliland's aid architecture is built around four layers of coordination. These include (1) Sector Coordination Forum; (2) Inter-Sectoral Coordination Forum; (3) National Planning Commission; and (4) High-Level Development Coordination Forum.



Chart 1: Coordination Architecture Somaliland Aid Coordination Structure, Source NDPIII

The **Sectoral Coordination Forum** are the first level of coordination. These forum are organized around a variety of thematic areas including economic activity education, energy, environment, governance, health, infrastructure, WASH, production, social protection, and judiciary. The main aim of these SCFs is to improve the harmonization of Sector programming through the sharing of activity and program information, avoiding duplication, and ensuring a balance on the geographical distribution of projects. The Forum are chaired by Somaliland ministries directly associated with the Sector and co-chaired by selected representatives from UN agencies, development partners, and international organizations.

The **Inter-Sectoral Coordination Forum** is intended to be a periodic meeting among the eleven Sector Chairs (Ministerial DGs) and Sector Co-Chairs (UN, INGOs, Development Partners) to promote inter-sectoral exchange of development information, priorities, and cross-sectoral coordination. As a cross-sectoral forum, this provides an opportunity for Sector Leads to identify and address any challenges that are common across sectors; and to share best practices and identify potential areas for further cross-sector collaboration. The forum meetings are chaired by the Minister of Planning and National Development.

The **National Planning Committee (NPC)** is the third layer of coordination, made up of five key ministers and government officials. The NPC is the highest government body responsible for ensuring that all aid and humanitarian projects align with the NDP III and other national development priorities. It provides oversight to aid delivery in Somaliland, evaluating its effectiveness and ensuring compliance with international principles such as transparency, harmonization, alignment, and accountability. As the main government body for assessing, prioritizing, and approving key national development programs, the NPC will continue its role in the program prioritization process for multi-partner trust funds like the Somaliland Development Fund (SDF). It works closely with fund managers and bilateral donors to ensure that available aid is aligned with the NDP III and fosters a sense of government ownership through an inclusive decision-making process. Priorities identified by the NPC will be further discussed at the High-Level Development Coordination Forum.

The **High-Level Development Coordination Forum (HLDCF)**, which is the fourth and final layer of coordination, is a bi-annual, multilateral event. It provides a platform for senior government representatives and international partners to discuss and act on key development and humanitarian priorities for Somaliland.

Historically, the HLDCF has served as a dialogue platform, allowing the Government of Somaliland to brief the international community on national reforms and progress across various ministries and sectors. It offers a direct line of communication for government representatives to publicly inform the international community about urgent development priorities and humanitarian emergencies. The forum also creates an open environment where the international community can raise concerns, inquire about specific areas of progress, and ask detailed questions on particular development and humanitarian issues.

Objectives of the Report

The primary aim of this report is to provide a comprehensive and transparent overview of the aid flow in Somaliland. It is designed to be easily accessible to all stakeholders, thereby promoting accountability and fostering a strong sense of transparency between government institutions and international development partners.

Specifically, the report seeks to:

- ❖ Present the aid flow from reported partners in an easily accessible manner to promote transparency and accountability.
- ❖ Provide a comprehensive overview of the volume of aid received by Somaliland from various organizations.
- ❖ Detail how this aid is disbursed across different pillars, sectors, and regions within the country.

Through a professional and objective tone, the report offers a detailed analysis of the substantial aid funds received in 2024 from prominent sources, with the ultimate goal of providing a meticulous understanding of the extent and impact of these financial contributions.

1.4 Methodology Applied

Producing the Aid Flow Report without a dedicated system presented a significant challenge. However, the Ministry of Planning and National Development (MoPND) utilized the best available methods to compile this report. Data was primarily collected from disbursement reports submitted by various partners, which detailed the amount of money disbursed throughout 2024.

A standardized disbursement report form was used for each organization to capture key information, including:

- ❖ Operating Costs: Funds used for the daily running of a project or program.
- ❖ Investment Costs: Funds directly allocated to project or program interventions.
- ❖ Disbursement Breakdown: Distribution of funds across different sectors and geographical regions.

The MoPND team, specifically from the NGO Registration Projects and Aid Management department, captured all submitted data in a master Excel sheet. The data was meticulously cleaned and confirmed with the reporting partners before being compiled for further analysis.

Despite the report. The primary challenge was the delayed submission of reports from some organizations, which resulted in the report being produced in August instead of the targeted May-June timeline.

The core objective of this report is to present the aid flow from all reported partners in a manner that is both accessible and transparent, thereby promoting accountability. The report also aims to provide a clear and comprehensive overview of the total volume of aid received by Somaliland and its distribution across various pillars, sectors, and regions. Through a professional and objective analysis, this report offers a detailed understanding of the significant financial contributions received in 2024, highlighting the intricacies of these funds.

1.5 Somaliland's Other Sources of Financing

While foreign aid remains the topmost financing source of Somaliland's National Development Plan, Somaliland does not entirely depend on foreign aid for finance. The local capacity of Somaliland's government and its people, both in-country and abroad, to partake in the development of the country is equally as important. Remittances, private sector investment and taxation by government are three major sources of financing for Somaliland's aspired development goals, in addition to external aid which is the lead source of finance.

Foreign aid is undoubtedly an integral part of financing Somaliland's National Development Plan. However, it is important to note that it is not the sole source of finance for the country's development endeavors. In fact, the local capacity of the government and its people, along with other key factors such as remittances, private sector investment, and taxation, play equally significant roles in driving Somaliland's progress.

The government of Somaliland has been actively working towards building its capacity to effectively manage and allocate resources for development projects. Through strategic planning and implementation, they have been able to harness the potential of their own human capital and expertise. This local capacity not only ensures the sustainable utilization of resources but also fosters a sense of ownership and empowerment among the citizens. Remittances, another significant contributor to Somaliland's development, are the financial lifeline for many families. Somalilanders living abroad send money back home to support their loved ones and invest in various sectors of the economy. These funds, often used for education, healthcare, and entrepreneurial ventures, have a direct impact on improving the quality of life and stimulating economic growth within the country.

Furthermore, the private sector in Somaliland is an active participant in driving economic growth and development. Local businesses and entrepreneurs are creating employment opportunities, fostering innovation, and contributing to the overall economic prosperity of the nation.

Government Financing

Despite facing financial constraints, the Government of Somaliland has shown a strong commitment to implementing the National Development Plan across all sectors. Even with a limited budget, the government's unwavering dedication to economic growth is evident in the consistent increase in allocated funds.

With a strong emphasis on maintaining security, law, and order, the government is also making significant efforts to promote development in other key sectors. This commitment to comprehensive development has led to tangible progress and notable advancements each year.

Remittances and Diaspora Contribution

Remittances are an indispensable and vital component of Somaliland's socio-economic landscape, serving as a critical lifeline for countless households. According to an integrated household budget survey, about 24% of households in Somaliland received income from remittances in the 12 months before the survey was conducted. When broken down by place of residence, urban and rural households show a high dependency on remittances. 29% of urban households and 27% of rural households reported receiving income from remittances. This is significantly higher than nomadic households where only 8% received remittances.

These financial inflows from the diaspora are instrumental in poverty reduction. The World Bank's estimations reveal that these transfers have successfully reduced poverty rates by an impressive 11.2 percentage points in urban areas alone. When considering the overall impact, remittances have alleviated poverty by 7.8 percentage points across the entire region. Regional data highlights variations in income sources. The regions of Togdheer (34%), Awdal (33%), and Sool (33%) have the highest rates of remittances as a source of non-labor income.

This financial support provides a steady stream of income that not only helps uplift families from poverty but also catalyzes positive change by improving economic and living conditions. These funds are frequently used for essential needs like education, healthcare, and business ventures, highlighting their direct and transformative impact on the well-being of recipient families and the overall economy.

Sources: Somaliland Integrated household budget survey 2022 - Statistics department

The World Bank Group (2015). Somaliland Poverty Assessment.

Private Sector

The private sector in Somaliland has demonstrated remarkable resilience over the past 34 years. Following the nation's independence, it quickly took on the vital role of providing essential services to the population. Over the years, the private sector has continued to expand, contributing positively to the country's socio-economic development. The current trajectory is one of sustained growth, marked by a rise in professionalism and a surge in investment. This consistent progress is a testament to the unwavering determination and dedication of Somaliland's private sector in advancing the nation as a whole.

2. AID FLOW ANALYSIS

2.1 . What is ODA?

Official development assistance (ODA) is a term adopted in the development literature to encompass all sorts of development aid provided to finance global aid needs. ODA is defined by the OECD Development Assistance Committee (DAC) as government aid that promotes and specifically targets the economic development and welfare of developing countries. It is provided by official agencies (including state and local governments) or their executive agencies and must be concessional, with the main objective of promoting economic development and welfare. The DAC adopted ODA as the "gold standard" of foreign aid in 1969, and it remains the main source of financing for development aid. The OECD is the only official source of reliable, comparable, and complete statistics on ODA.

2. ODA Trends in 2024: The First Decline in Years

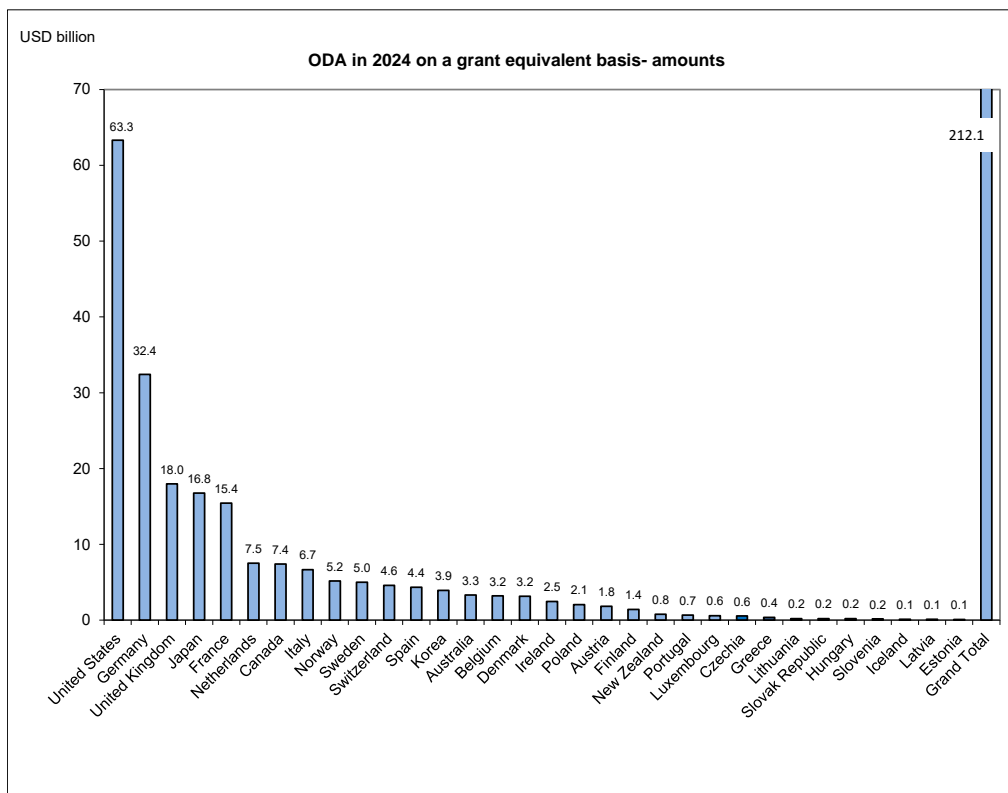
Global ODA from DAC member countries amounted to \$212.1 billion in 2024. This marked a 7.1% decrease in real terms from 2023, representing the first drop after five consecutive years of growth. The average ODA-to-Gross National Income (GNI) ratio for DAC members was 0.33%, which is well below the United Nations target of 0.7%. Only four countries exceeded this target in 2024: Denmark (0.71%), Luxembourg (1.00%), Norway (1.02%), and Sweden (0.79%). The United States was the largest ODA provider in 2024, with disbursements totaling \$63.3 billion.

3. ODA to Africa in 2024

In 2024, preliminary estimates show that net bilateral ODA flows to Africa were \$42 billion. This reflects a 1% decrease in real terms compared to 2023. Within this total, ODA to sub-Saharan Africa was \$36 billion, a 2% decrease in real terms. Aid to Least Developed Countries (LDCs), 33 of which are in Africa, also fell by 3% in real terms.

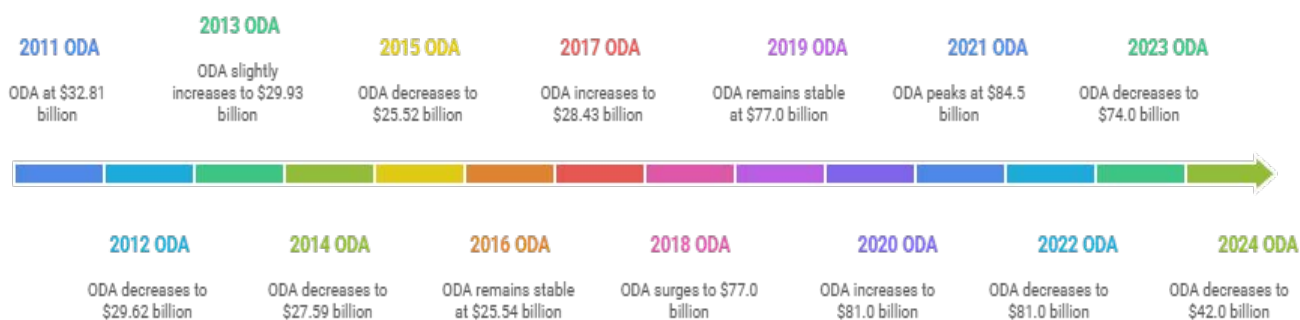
This decline in ODA to the continent is part of a broader global contraction. The drop in aid to Africa is particularly concerning given that the region's share of global ODA has been shrinking, falling from 37.6% in 2013 to 26.7% in 2023.

CHART 1: OFFICIAL DEVELOPMENT ASSISTANCE IN 2024 ON A GRANT EQUIVALENT BASIS
Data for 2024 are preliminary

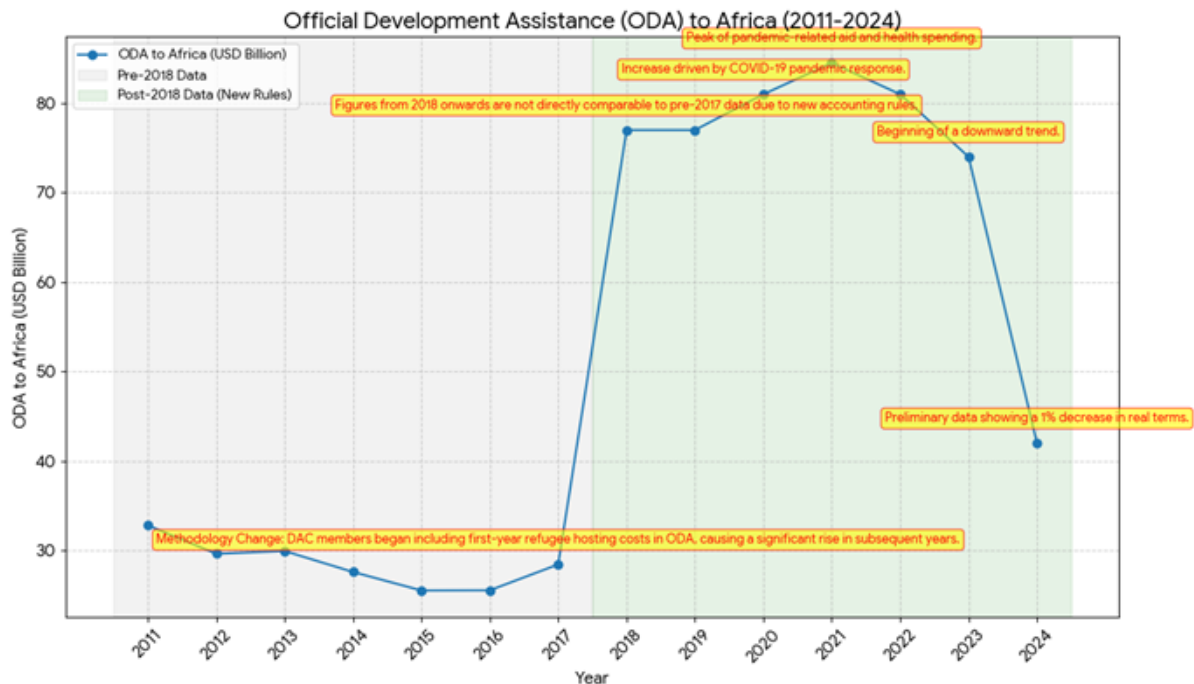


Source: OECD, 16 April 2025

Official Development Assistance to Africa



Source: OECD, DAC



Source: OECD DAC, Preliminary Data for 2024 (April 2025). Figures for 2018-2021 are estimates.

The chart illustrates two distinct periods of data:

- ❖ Pre-2018: From 2011 to 2017, the ODA remained relatively stable, with figures ranging from \$25 billion to \$33 billion.
- ❖ Post-2018: A significant jump in reported ODA is visible from 2018 onwards, a result of a methodology change that included new accounting rules. This period is marked by a notable increase in aid, driven particularly by the COVID-19 pandemic response in 2020 and 2021, and a subsequent downward trend beginning in 2023.

4. Reasons for the 2024 Decline

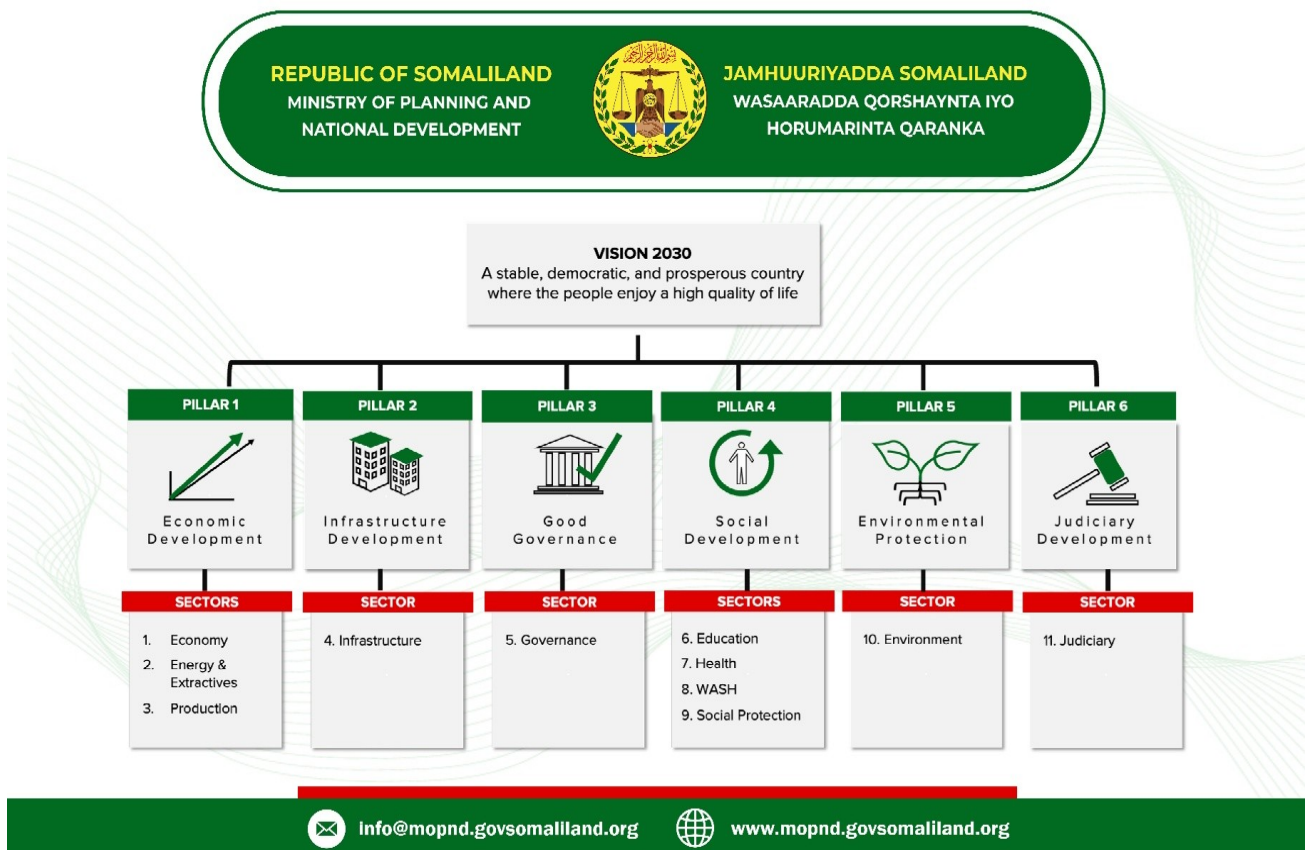
- ❖ The decrease in ODA is largely attributed to several global factors:
- ❖ Reduced Aid for Ukraine: Aid directed to Ukraine, which had significantly inflated global ODA figures in 2022-2023, decreased in 2024 as the initial emergency response wound down.
- ❖ Lower In-Donor Refugee Costs: Spending on hosting refugees within donor countries which counts as ODA for the first year—fell by 17.3%.
- ❖ Domestic Budgetary Pressures: Major donors like Germany, France, and the UK implemented cuts to their aid budgets due to economic slowdowns and increased military spending.
- ❖ Decrease in Humanitarian Aid: Global humanitarian aid fell by an estimated 9.6% to \$24.2 billion, directly influencing crisis response efforts in Africa.
- ❖ This contraction in global aid has diverted funds away from long-term development projects in Africa and other regions.

2.2. INGOs Disbursement Per Pillar

The Somaliland National Development Plan 3 (NDP III) is structured to align with the country's existing coordination architecture, as endorsed by the National Planning Committee. It is built upon the six Pillars of the National Development Plan III and focuses on 11 key development sectors:

1. Economy
2. Energy and Extractive
3. Production
4. Infrastructure
5. Governance
6. Health
7. Education
8. WASH (Water, Sanitation, and Hygiene)
9. Environment
10. Social Protection
11. Judiciary

Within each of these sectors, the NDP III has identified specific goals, objectives, outcomes, and interventions tailored to meet the unique needs and challenges of Somaliland. By strategically concentrating on these areas, the NDP III aims to drive sustainable growth and progress, ensuring a prosperous future for the nation and its citizens. These sector-specific strategies work together to contribute to the overall achievement of the Somaliland National Vision 2030. The Somaliland National Vision 2030 serves as a roadmap for the future development and progress of the country, outlining the key areas of focus and the desired outcomes



Based on the pillars of the NDP III, the 2024 INGOs disbursement per pillar is presented in the table below. This allocation reflects the strategic focus and priorities of the NDP

		PILLARS							
		GOOD GOVERNANCE	ECONOMIC DEVELOPMENT	SOCIAL DEVELOPMENT	INFRASTRUCTURE DEVELOPMENT	ENVIRONMENT PROTECTION	JUDICAIRY	OTHER	TOTAL
R E G I O N S	MARODIJEH	USD 21,993,332.64	USD 6,442,650.66	USD 25,240,143.74	USD 5,130,066.91	USD 4,998,547.35	USD 0.00	USD 5,051,130.27	USD 68,855,871.57
	TOGDHER	USD 1,166,620.75	USD 3,862,059.56	USD 13,327,419.27	USD 350,100.49	USD 2,903,298.67	USD 0.00	USD 2,622,019.80	USD 24,231,518.55
	SAHIL	USD 186,376.53	USD 996,536.91	USD 4,080,082.53	USD 713,723.84	USD 211,549.60	USD 0.00	USD 361,280.26	USD 6,549,549.66
	AWDAL	USD 45,164.57	USD 1,384,511.39	USD 5,592,260.09	USD 1,025,073.28	USD 476,486.34	USD 0.00	USD 1,004,598.52	USD 9,528,094.18
	SANAG	USD 41,233.43	USD 1,729,971.72	USD 2,335,614.29	USD 22,414.60	USD 390,361.47	USD 0.00	USD 251,737.84	USD 4,771,333.35
	SOOL	USD 1,972,622.12	USD 825.00	USD 2,638,516.46	USD 0.00	USD 670,152.31	USD 0.00	USD 310,177.96	USD 5,592,293.85
	OTHER								
TOTAL		USD 25,405,350.03	USD 14,416,555.24	USD 53,214,036.38	USD 7,241,379.12	USD 9,650,395.74	USD 0.00	USD 9,600,944.65	USD 119,528,661.17

Table 1: INGOs Disbursement Per Pillar

PILLARS	TOTAL
GOOD GOVERNANCE	USD 25,405,350.03
ECONOMIC DEVELOPMENT	USD 14,416,555.24
SOCIAL DEVELOPMENT	USD 53,214,036.38
INFRASTRUCTURE DEVELOPMENT	USD 7,241,379.117
ENVIRONMENT PROTECTION	USD 9,650,395.744
OTHER	USD 9,600,944.646
JUDICIARY	USD 0
TOTAL	USD 119,528,661.2

Table 2: INGOs Disbursement Per Pillar

As observed in the table provided, it is evident that the social pillar holds the utmost prominence among the various pillars. This observation highlights the substantial significance attributed to the social pillar, more than 53 Million dollar.

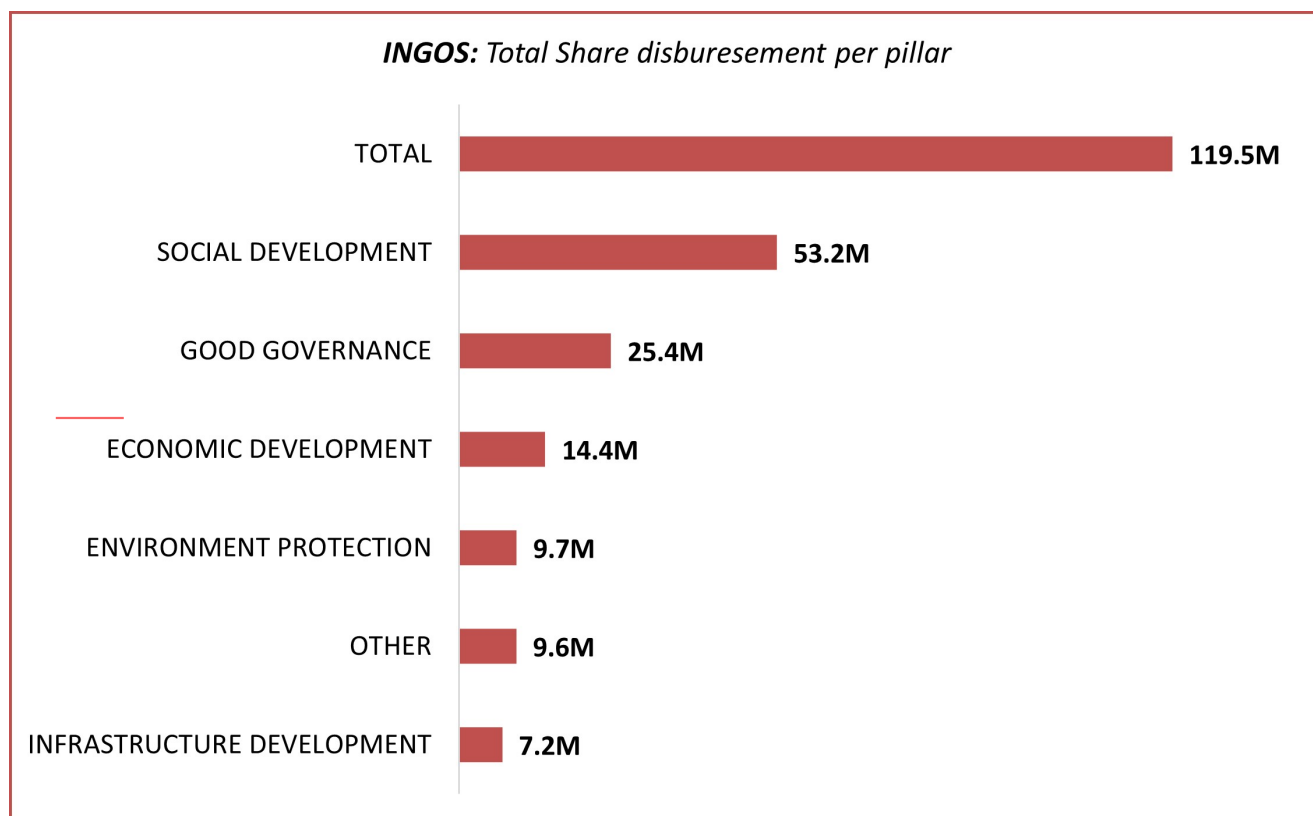


Chart 2: INGOs Pillar Disbursement Percentage

REGION	TOTAL
MARODIJEH	USD 68,855,871.57
TOGDHER	USD 24,231,518.55
SAHIL	USD 6,549,549.66
AWDAL	USD 9,528,094.18
SANAG	USD 4,771,333.35
SOOL	USD 5,592,293.85
TOTAL	USD 119,528,661.17

Table 2: INGOs Disbursement per Region

Based on the above table and below chart, the Marodijeh region received the largest share of funds, with a total of over \$68 million. This amount accounts for more than half (58%) of the total funds disbursed by international non-governmental organizations (INGOs) last year.

Percentage Disbursed by region

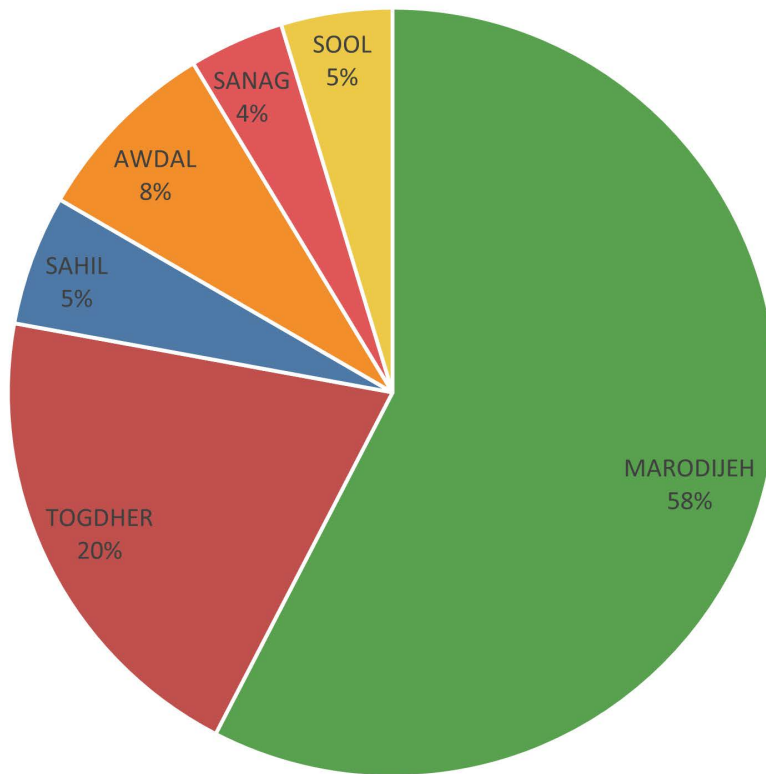


Chart 3: INGOs Percentage Disbursement Per Region

2.3 INGOs Disbursement Per Sector

Based on the provided table, the Governance sector received the largest portion of funds disbursed by international non-governmental organizations (INGOs), with a total of \$25,405,350.

This year's disbursements show a significant shift in funding priorities compared to the previous year. In last year, the Health sector was the top recipient of INGO funds. However, in the current year, the order of top sectors has changed:

1. Governance: \$25,405,350
2. Health: \$18,524,126
3. Education: \$15,266,560

Sector	Total Amount Disbursed
GOVERNANCE	25,405,350
ECONOMIC	10,982,812
EDUCATION	15,266,560
HEALTH	18,524,126
INFRASTRUCTURE	7,241,379
ENVIRONMENT	9,650,396
WASH	8,555,212
PRODUCTION	3,433,743
SOCIAL PROTECTION	10,868,138
CROSS-CUTTING	9,600,945
TOTAL	119,528,661

Table 3: INGOs Disbursement per Sector

The data shows a limited presence of international non-governmental organizations (INGOs) in several key sectors. According to the presented figures, INGOs have a negligible involvement in the Judiciary and Energy & Extractives sectors, accounting for 0% of their disbursements.

Furthermore, INGOs have a minimal footprint in other crucial areas, with a modest representation in the Production sector (3%) and a relatively low participation rate in the Infrastructure sector(5%).

These statistics collectively highlight the limited engagement of INGOs in these sectors, indicating a significant gap in development cooperation in these areas.

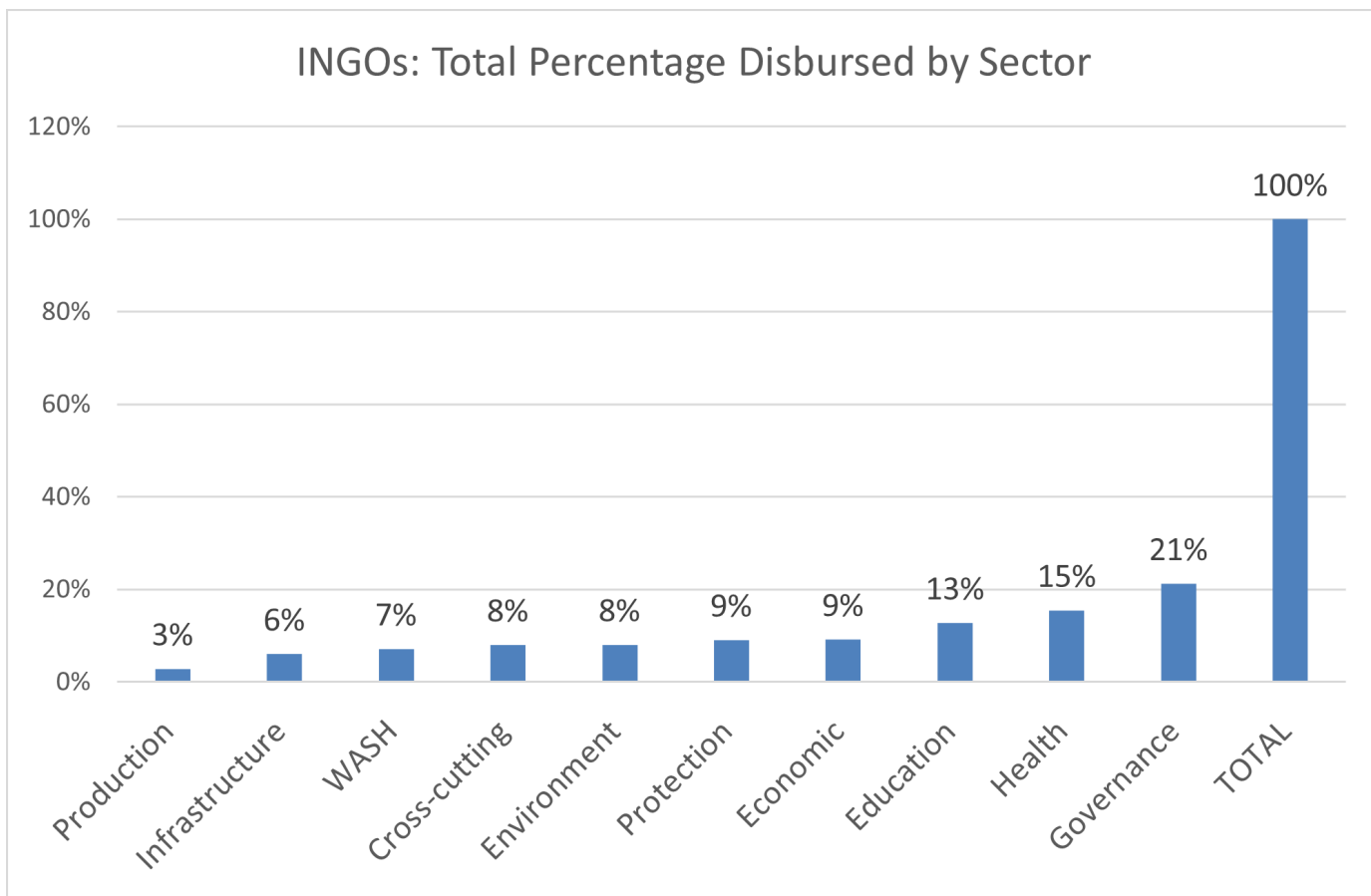


Chart4 INGOs Percentage Disbursed per Sector

Governance Sector

The governance sector (GOV) is a broad category that encompasses vital components such as security, justice, media, and elections. This sector is critical for ensuring the effective functioning of societies and promoting democratic principles. International non-governmental organizations (INGOs) allocate substantial funding to this area, with the governance sector receiving the largest portion of disbursed funds, totaling \$25,405,350.

Region	Total Amount Disbursed
MARODIJEH	USD 21,993,332.64
TOGDHER	USD 1,166,620.746
SAHIL	USD 1,863,76.5286
AWDAL	USD 451,64.5737
SANAG	USD 412,33.42962
SOOL	USD 1,972,622.117
TOTAL	USD 25,405,350.03

Table 4: INGOs Governance Sector Disbursement Per Region

The provided chart illustrates the regional distribution of funding within the governance sector. Marodijeh receives the largest allocation, accounting for 86.6% of the total funds. This significant concentration is primarily due to Hargeisa, the capital of Marodijeh, serving as the central hub and headquarters for many international non-governmental organizations (INGOs). The concentration of INGO operations in Hargeisa establishes Marodijeh as a pivotal center for governance-related activities and subsequent funding.

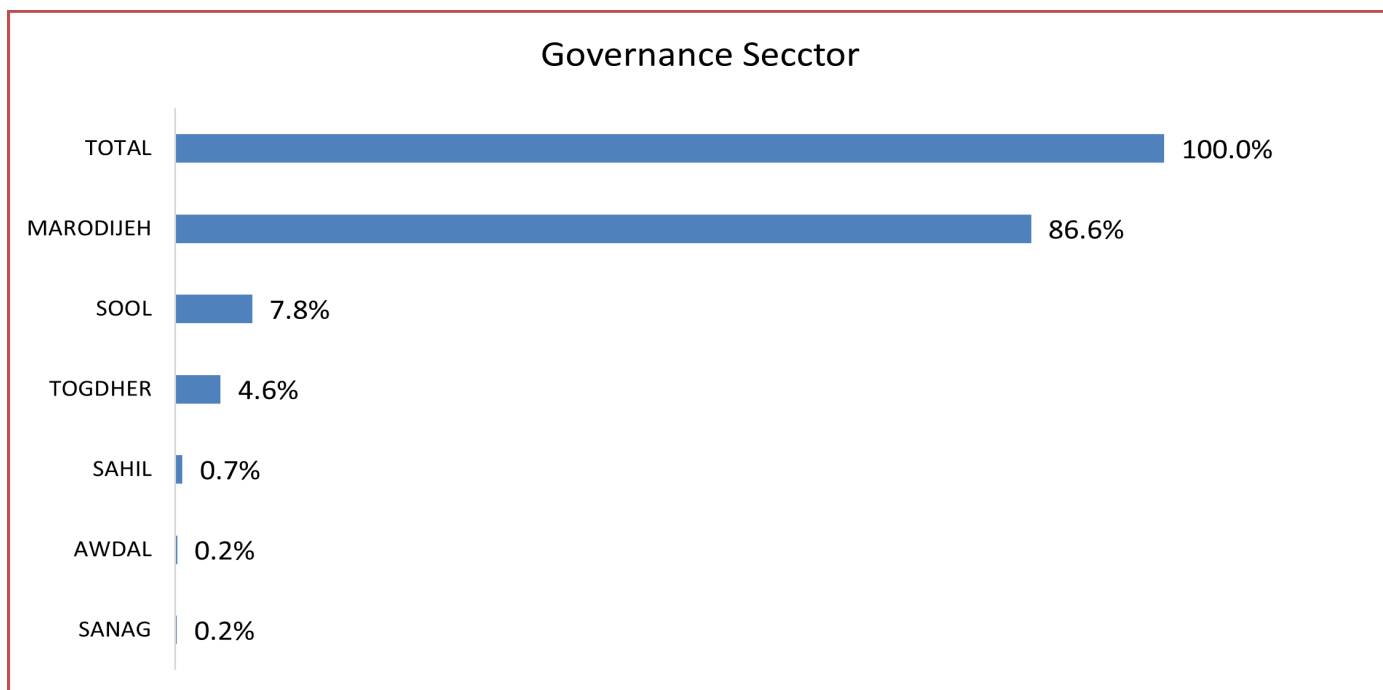


Chart 5: INGOs Governor Sector Disbursement Regional Proportion

Economic Sector

The economic sector is a significant area of funding for international non-governmental organizations (INGOs), receiving one of the largest allocations at \$10,982,812.38 across various regions. These funds are strategically utilized to implement programs focused on enhancing economic livelihoods and fostering sustainable development. By strengthening local economic activities and empowering communities, INGOs contribute substantially to economic growth and the improved well-being of individuals and societies.

REGION	Total Amount Disbursed
MARODIJEH	USD 4,183,100.77
TOGDHER	USD 3,730,518.98
SAHIL	USD 996,536.91
AWDAL	USD 347,684
SANAG	USD 1,724,971.72
SOOL	USD 0
TOTAL	USD 10,982,812.38

Table 5: INGOs Economic Sector Disbursement Per Region

The provided chart illustrates the regional distribution of funds disbursed by INGOs within the economic sector. It highlights that the Marodijeh region receives the largest share of funding, followed by Togdheer. This data provides a clear overview of the regional priorities for economic development initiatives supported by INGOs.

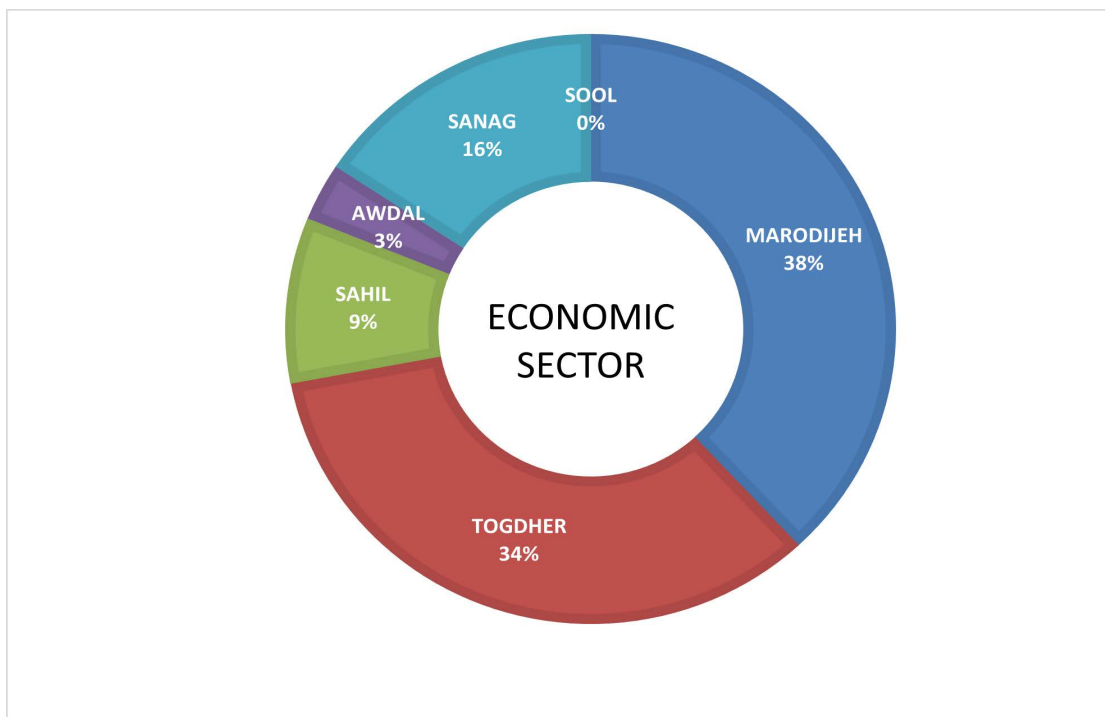


Chart 6: IINGOs Economic Sector Disbursement Regional Proportion

Education Sector

The education sector is a primary focus for international non-governmental organizations (INGOs), receiving the third-largest share of funding with a total of over \$15 million. Organizations in this sector are dedicated to expanding access to quality education and increasing opportunities for disadvantaged children. These projects are implemented with a strong emphasis on professional delivery and high-quality services.

REGION	Total Amount Disbursed
MARODIJEH	USD 8,414,128.43
TOGDHER	USD 2,505,407.80
SAHIL	USD 1,740,258.35
AWDAL	USD 2,468,491.50
SANAG	USD 85,073.00
SOOL	USD 53,201.05
TOTAL	USD 15,266,560.13

Table 6 : INGOs Education Sector Disbursement Per Region

The chart below illustrates the regional distribution of funds disbursed by international non-governmental organizations (INGOs) within the education sector.

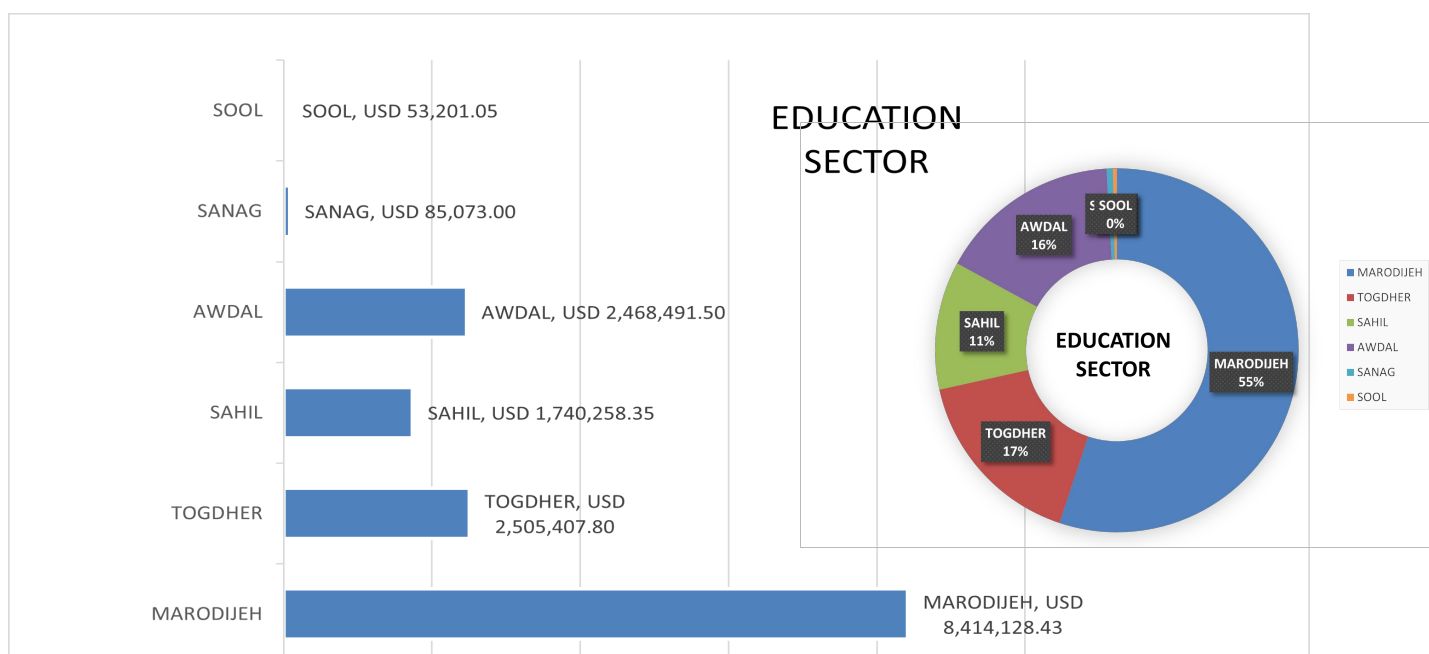


Chart 7 : INGOs Education Sector Disbursement Regional Proportion

Health Sector

According to the 2024 report, the health sector has emerged as a top recipient of funding from international non-governmental organizations (INGOs), securing the second-largest allocation. This places it as a significant pillar in the overall funding landscape, demonstrating its importance despite the primary focus on social development.

Organizations within this sector implement crucial programs, including:

- ❖ Emergency response, with a focus on nutrition.
- ❖ Mother-and-child health initiatives.
- ❖ Community-based health programs.

These initiatives are designed to address immediate needs, promote the well-being of vulnerable populations, and strengthen public health systems.

REGION	Total Amount Disbursed
MARODIJEH	USD 11,599,213
TOGDHER	USD 2,426,903
SAHIL	USD 346,300
AWDAL	USD 2,032,755
SANAG	USD 732,020
SOOL	USD 1,386,935
TOTAL	USD 18,524,126.00

Table 7: INGOs Health Sector Disbursement per Region

The provided chart below illustrates the regional distribution of health-related funds. Marodijeh receives the highest percentage, accounting for 63% of the total. Following this, Togdheer and Awdal regions receive 13% and 11%, respectively. The Sool region is fourth, with a 7% disbursement. This data clearly shows the concentrated allocation of health sector funding to specific regions.

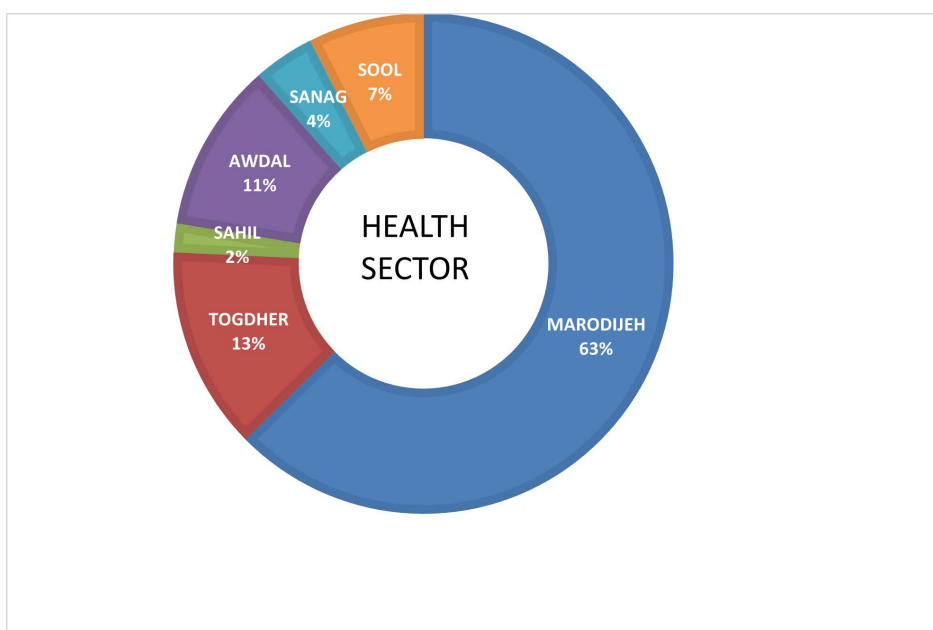


Chart 8: INGOs Health Sector Disbursement Regional Proportion

Infrastructure

The infrastructure sector is a key area of focus for international non-governmental organizations (INGOs), with initiatives encompassing vital areas such as Information and Communication Technology (ICT), aviation, ports, and roads. The table below summarizes the regional distribution of funds disbursed by INGOs within this sector.

Region	Total Amount Disbursed
MARODIJEH	USD 5,130,066.91
TOGDHER	USD 350,100.49
SAHIL	USD 713,723.84
AWDAL	USD 1,025,073.28
SANAG	USD 22,414.60
SOOL	USD 0.00
TOTAL	USD 7,241,379.12

Table 8: INGOs Infrastructure Sector Disbursement per Region

This chart details the proportional distribution of Infrastructure Sector across various regions, providing a clear breakdown of each region's contribution to the total.

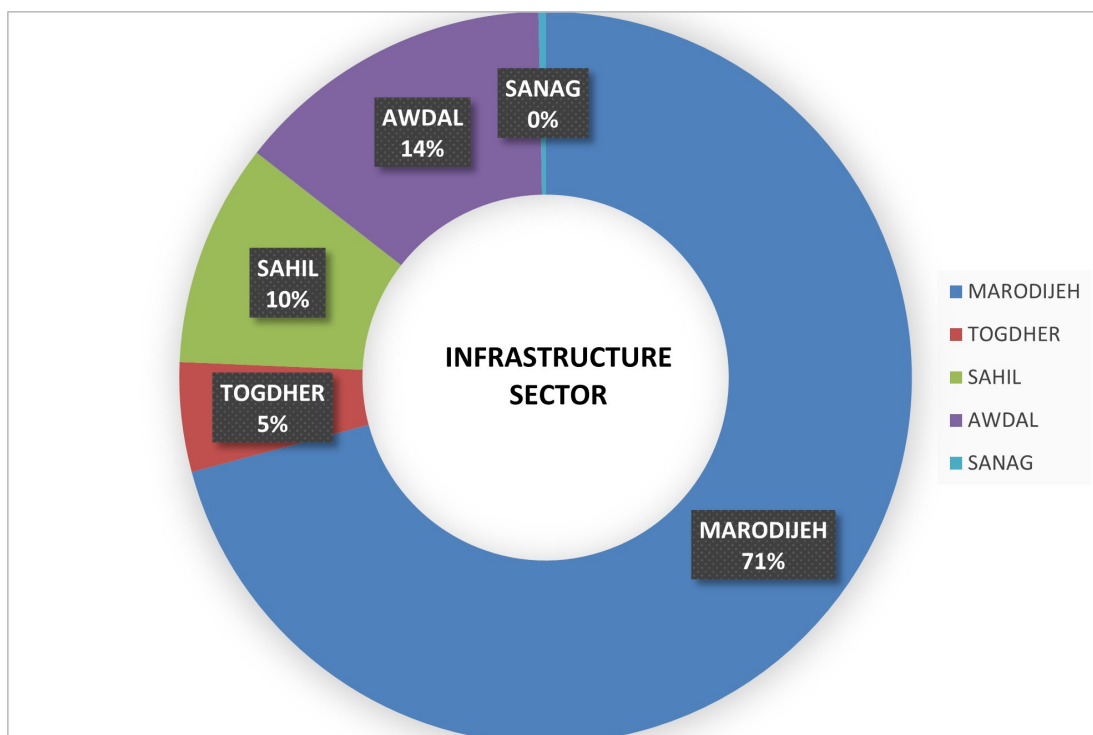


Chart 9: INGOs Infrastructure Sector Disbursement Regional Proportion

Environment Sector

The environment sector receives a total of \$9,650,396 from reported INGOs, ranking as the fourth lowest in terms of funding disbursement. Despite this, ongoing projects are focused on critical areas to build rural community resilience, preserve biodiversity, and protect the environment. These initiatives underscore a commitment to sustainable development and ecological stewardship.

REGION	Total Amount Disbursed
MARODIJEH	USD 4,998,547.35
TOGDHER	USD 2,903,298.67
SAHIL	USD 211,549.60
AWDAL	USD 476,486.34
SANAG	USD 390,361.47
SOOL	USD 670,152.31
TOTAL	USD 9,650,395.74

Table 9: INGOs Environment Sector Disbursement per Region

The provided chart illustrates the proportional distribution of funding across different regions, offering a comprehensive overview of the data.

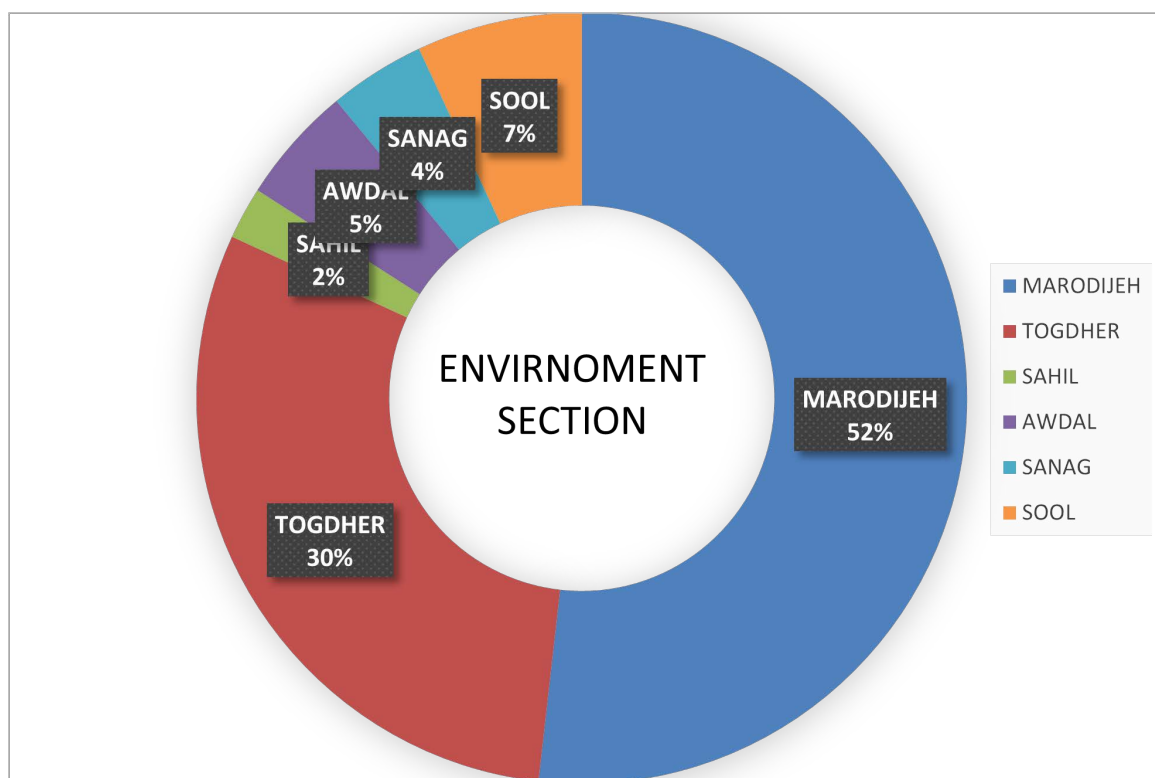


Chart 10: INGOs Environment Sector Disbursement Regional Proportion

WASH Sector

In 2024, the Water, Sanitation, and Hygiene (WASH) sector received a total investment of over \$8 million, placing it as the third lowest in terms of funding among the sectors reviewed. This investment was strategically directed toward expanding water supply systems, developing essential infrastructure, promoting behavioral change, and enhancing community resilience to water-related disasters. Key initiatives also included implementing best practices in hygiene, sanitation, and emergency WASH programming.

REGION	Total Amount Disbursed
MARODIJEH	USD 2,617,747.99
TOGDHER	USD 2,885,873.34
SAHIL	USD 812,010.77
AWDAL	USD 588,754.21
SANAG	USD 827,884.79
SOOL	USD 822,941.23
TOTAL	USD 8,555,212.33

Table 10: INGOs Wash Sector Disbursement per Region

The chart displays the regional distribution of the wash sector. It highlights the percentage proportion of each region.



Chart 11: INGOs Wash Sector Disbursement Regional Proportion

Production Sector

In 2024, the production sector received the lowest amount of funding from INGOs, with a total disbursement of **\$3,433,743**. This sector, which includes agriculture, livestock, and fisheries, experienced a notably low level of investment compared to other areas.

REGION	Total Amount Disbursed
MARODIJEH	USD 2,259,549.89
TOGDHER	USD 131,540.58
SAHIL	USD 0.00
AWDAL	USD 1,036,827.39
SANAG	USD 5,000.00
SOOL	USD 825.00
TOTAL	USD 3,433,742.86

Table 11: INGOs Production Sector Disbursement per Region

The provided chart illustrates the regional distribution of funding within the Production Sector. As shown, Marodijeh receives the largest share with 66%, followed by Awdal at 30%. Togdher accounts for 4%, while Sool, Sanag, and Sahil all receive 0% of the funding.

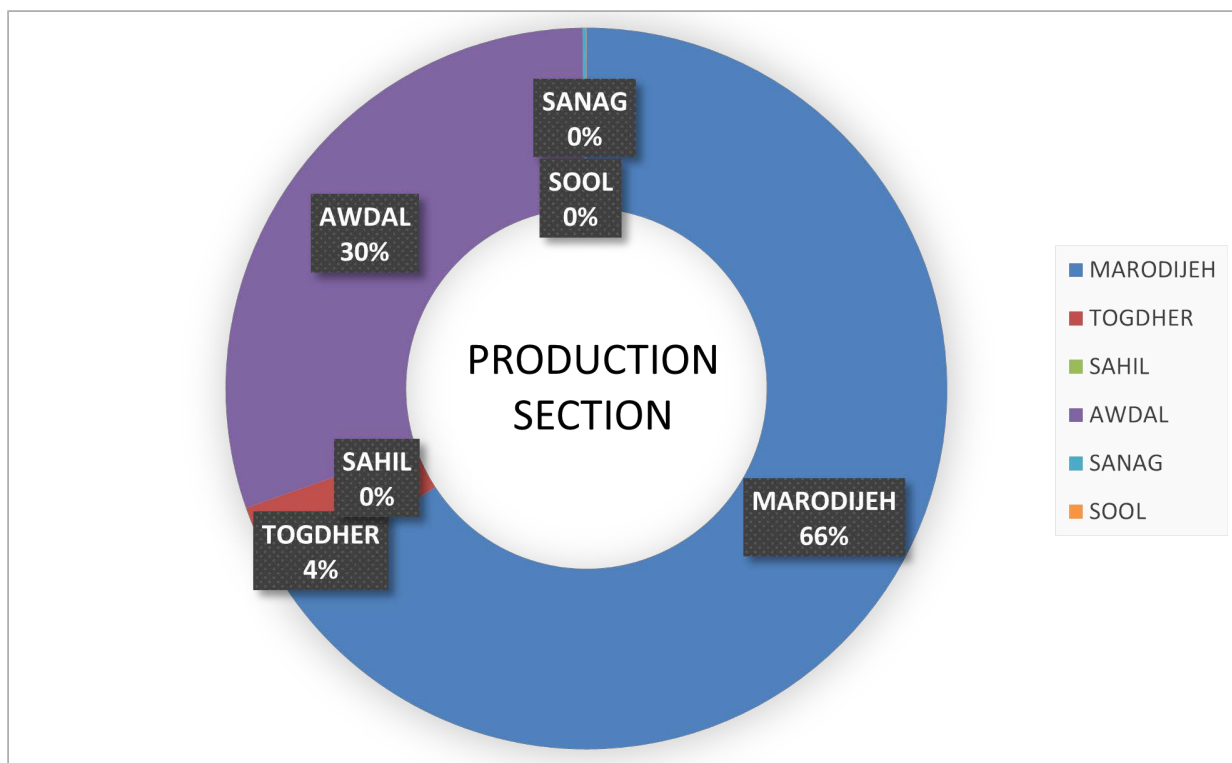


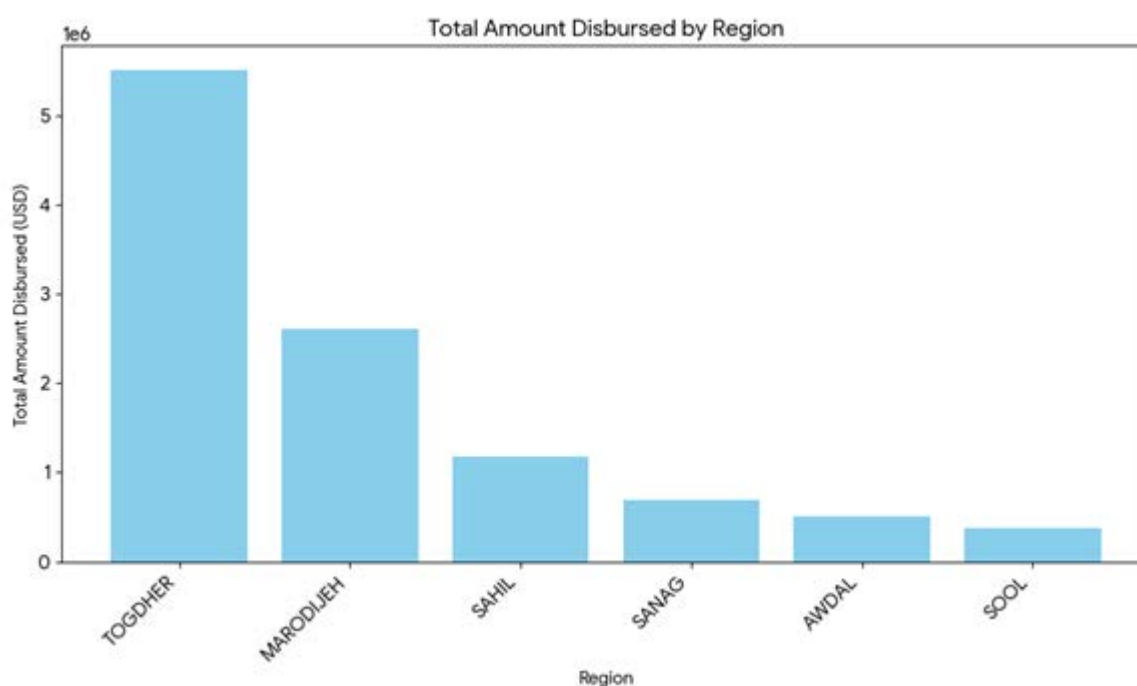
Chart 12: INGOs Production Sector Disbursement Regional Proportion

Social Sector

The Social Protection sector received over \$10 million in total funding from INGOs. This sector encompasses a range of programs designed to help individuals and communities, particularly the most vulnerable, manage crises, reduce poverty, and improve their well-being.

REGION	Total Amount Disbursed
MARODIJEH	USD 2,609,054.62
TOGDHER	USD 5,509,235.13
SAHIL	USD 1,181,513.40
AWDAL	USD 502,259.45
SANAG	USD 690,636.32
SOOL	USD 375,439.00
TOTAL	USD 10,868,137.92

Table 12: INGOs Social Protection Sector Disbursement per Region



Energy & Extractives and Judiciary Development Sectors

According to the 2024 report by International Non-Governmental Organizations (INGOs), the Energy & Extractives and Judiciary sectors lacked any significant projects or activities. This absence of engagement raises concerns regarding the limited progress and potential challenges in addressing the growing needs within these critical areas.

Others (Cross-Cutting Themes)

The "Cross-Cutting Themes", also referred to as "Others," encompasses expenditures that do not fit into the other defined 11 Sectors. These funds are used to address diverse social issues and support vulnerable populations, including those related to:

- ❖ Rural Development
- ❖ Youth
- ❖ HIV/AIDS
- ❖ Gender
- ❖ People with Disabilities
- ❖ Children's Rights
- ❖ Displaced Affected Communities

These initiatives play a crucial role in providing essential support and services. For example, funding for protection initiatives ensures the safety of at-risk individuals, while investments in youth programs support their empowerment and development. Similarly, resources for HIV/AIDS combat the spread of the disease and provide care, and gender-related projects promote equality. Funding for individuals with disabilities enhances their inclusion and access to services, and support for displaced communities helps alleviate hardships.

REGION	Total Amount Disbursed
MARODIJEH	USD 5,051,130.27
TOGDHER	USD 2,622,019.80
SAHIL	USD 361,280.26
AWDAL	USD 1,004,598.52
SANAG	USD 251,737.84
SOOL	USD 310,177.96
TOTAL	USD 9,600,944.65

Table 13: INGOs Disbursement of Crosscutting Related Themes per Region

The following chart illustrates the percentage distribution of funds disbursed by INGOs within the Cross-Cutting Themes sector. This data provides insights into the regional allocation of resources for these diverse initiatives.

The chart shows that Marodijeh receives the highest percentage, followed by Togdher.

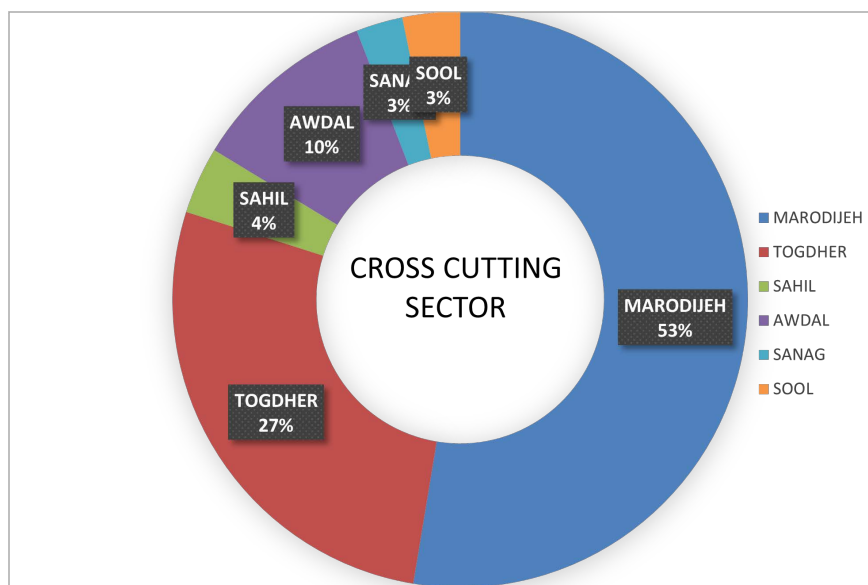


Chart 13: INGOs Disbursement of Crosscutting related themes per Regional Proportion

2.4 UN, Bi-literal and Other Organization's Disbursement Per Sector

This section provides a comprehensive report on the financial disbursements made by various UN agencies and key development partners, including the World Bank, the Somaliland Development Fund (SDF), and GIZ. The report offers a detailed breakdown of financial allocations and outlines the initiatives undertaken by these organizations in Somaliland. By presenting this information with meticulous detail and a professional tone, this report aims to foster transparency and provide a clear understanding of the substantial contributions made by these stakeholders to the region's development.

UNITED NATION AGENCIES

UN agencies have disbursed over \$79 million, with a significant portion allocated to the Social Pillar. The tables below provide a clear and comprehensive breakdown of these reported amounts. This substantial investment underscores the commitment of UN agencies to prioritize and support the improvement of basic needs in Somaliland.

	PILLARS							TOTAL
	GOOD GOVERNANCE	ECONOMIC DEVELOPMENT	SOCIAL DEVELOPMENT	INFRASTRUCTURE DEVELOPMENT	ENVIRONMENT PROTECTION	OTHER	JUDICIARY	
MARODUEH	USD 960,724.84	USD 2,834,001.00	USD 15,096,327.49	USD 724,000.00	USD 22,500.00	USD 10,636,663.08	USD 203,000.00	USD 30,477,216.41
TOGDHER	USD 39,150.00	USD 1,080,000.00	USD 7,491,173.29	USD 1,772,000.00	USD 0.00	USD 5,857,133.41	USD 0.00	USD 16,239,456.70
SAHIL	USD 16,150.00	USD 60,000.00	USD 4,087,910.29	USD 200,000.00	USD 0.00	USD 2,378,063.41	USD 20,000.00	USD 6,762,123.70
AWDAL	USD 15,000.00	USD 175,000.00	USD 6,729,935.29	USD 102,000.00	USD 0.00	USD 4,965,585.41	USD 0.00	USD 11,987,520.70
SANAG	USD 15,000.00	USD 162,000.00	USD 3,466,602.29	USD 0.00	USD 0.00	USD 3,847,670.41	USD 0.00	USD 7,491,272.70
SOOL	USD 0.00	USD 0.00	USD 2,389,971.29	USD 0.00	USD 0.00	USD 3,990,728.41	USD 0.00	USD 6,380,699.70
TOTAL	USD 1,046,024.84	USD 4,311,001.00	USD 39,261,919.94	USD 2,798,000.00	USD 22,500.00	USD 31,675,844.13	USD 223,000.00	USD 79,338,289.91

Table 14: UN Agencies Disbursement Across Pillars and Regions

SECTORS	Total Amount Disbursed
GOVERNANCE	USD 1,046,024.8
ECONOMY	USD 2,206,000.0
EDUCATION	USD 1,758,026.0
HEALTH	USD 23,609,483.0
INFRASTRUCTURE	USD 2,798,000.0
ENVIRONMENT	USD 22,500.0
WASH	USD 2,470,238.0
PRODUCTION	USD 2,077,001.0
ENERGY	USD 28,000.0
SOCIAL PROTECTION	USD 11,424,172.9
JUDICARY	USD 223,000.0
OTHER	USD 31,675,844.1
TOTAL	USD 79,338,289.9

Table 15: UN Agencies Disbursement Across Sectors

Based on the provided chart, the Marodijeh region is the primary recipient of funds from UN agencies, accounting for 38% of the total disbursement. The Togdher region receives the second-highest allocation at 21%. Both the Awdal and Sahil regions receive 15% and 9% of the funds, respectively. This distribution underscores the varying levels of financial support provided to different regions to promote development.

The provided data shows the percentage of UN funds disbursed across different regions and key pillars.

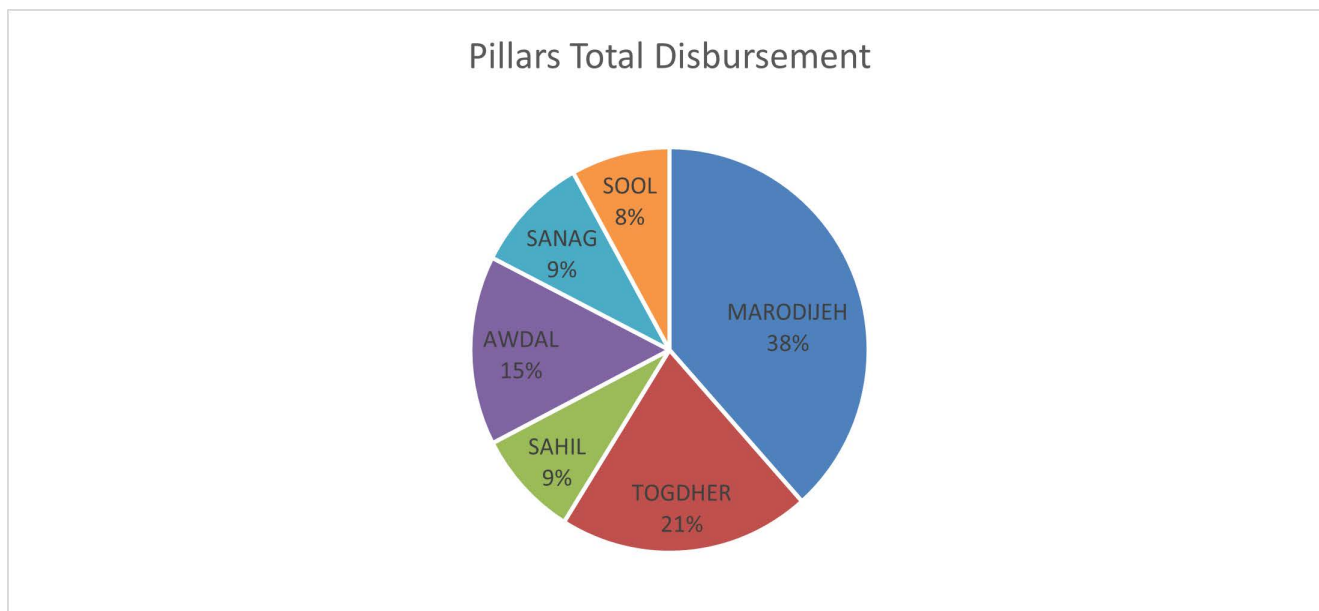
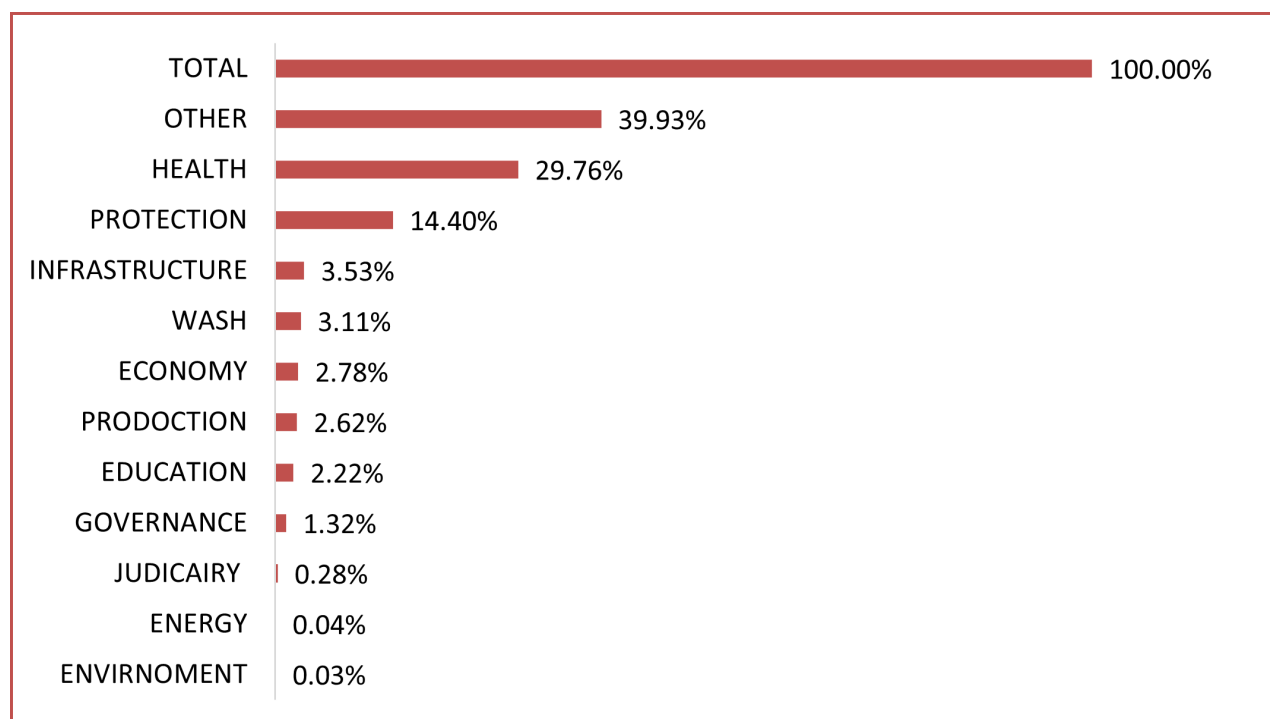


Chart 14: UN Percentage Disbursement per Regions



The provided chart shows the percentage distribution of funds disbursed by various UN agencies. The data is broken down by sector.

The largest portion of funding, at 39.93%, falls under the "Other" category, which you've referred to as Cross-Cutting Themes. This is followed by the Health sector at 29.76% and Social Protection at 14.40%. The sectors with the lowest funding include Judiciary, Energy, and Environment.

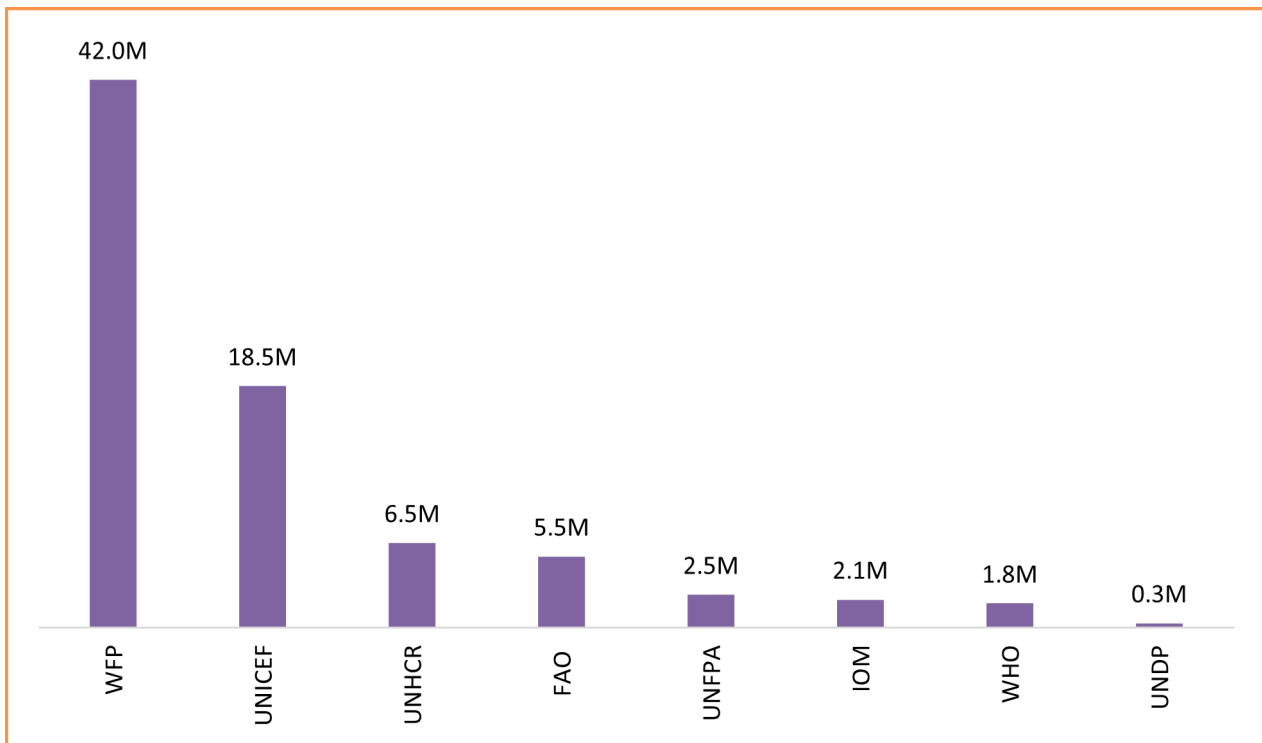


chart 17: UN Agencies Disbursement per Agency

According to the chart provided, the World Food Programme (WFP) disbursed the largest proportion of funds from UN agencies, accounting for 42% of the total amount. Following WFP, UNICEF and UNHCR secured the second and third positions, respectively. This distribution highlights the significant roles these agencies play in addressing global challenges and promoting sustainable development.

GIZ – GERMAN DEVELOPMENT AGENCY

The German Development Agency (GIZ) provides support to Somaliland across various sectors, including Governance, Production, and Education. In 2024, GIZ projects were active in the Marodijeh, Togdheer, Sahil, and Awdal regions. The 2024 disbursement report is summarized in the table below.

		PILLARS							TOTAL
		GOOD GOVERNANCE	ECONOMIC DEVELOPMENT	SOCIAL DEVELOPMENT	INFRASTRUCTURE DEVELOPMENT	ENVIRONMENT PROTECTION	JUDICIARY SECTOR	OTHER	
REGIONS	MARODIJEH	USD 195,564.00	USD 0.00	USD 1,624,684.57	USD 0.00	USD 0.00	USD 0.00	USD 0.00	USD 1,820,248.57
	TOGDHER	USD 44,521.00	USD 1,382,000.00	USD 0.00	USD 0.00	USD 0.00	USD 0.00	USD 0.00	USD 1,426,521.00
	SAHIL	USD 22,260.50	USD 0.00	USD 0.00	USD 0.00	USD 0.00	USD 0.00	USD 0.00	USD 22,260.50
	AWDAL	USD 22,260.50	USD 0.00	USD 0.00	USD 0.00	USD 0.00	USD 0.00	USD 0.00	USD 22,260.50
	SANAG	USD 0.00	USD 0.00	USD 0.00	USD 0.00	USD 0.00	USD 0.00	USD 0.00	USD 0.00
	SOOL	USD 0.00	USD 0.00	USD 0.00	USD 0.00	USD 0.00	USD 0.00	USD 0.00	USD 0.00
	OTHER								
	TOTAL	USD 284,606.00	USD 1,382,000.00	USD 1,624,684.57	USD 0.00	USD 0.00	USD 0.00	USD 0.00	USD 3,291,290.57

Table 16: GIZ Disbursement across Pillars and Regions

The provided data below illustrates GIZ's sector-specific disbursements, which total \$3,291,290.57. The funding is highly concentrated in two key areas:

- ❖ Education, which received the largest allocation at \$1,624,684.57.
- ❖ Production, which was the second-highest funded sector at \$1,382,000.00.
- ❖ Governance received \$284,606.00 in funding.

All other sectors, including Economic, Health and Nutrition, Infrastructure, Environment, WASH, Energy, Social Protection, Judiciary, and others, did not receive any funding from GIZ based on this data.

SECTORS												TOTAL
GOV	ECON	EDUC	HN	INFR	ENV	WSH	PROD	ENER	SOC PRO	JUID	OTHER	
USD 195,564.00	USD 0.00	USD 1,624,684.57	USD 0.00	USD 0.00	USD 0.00	USD 0.00	USD 0.00	USD 0.00	USD 0.00	USD 0.00	USD 0.00	USD 1,820,248.57
USD 44,521.00	USD 0.00	USD 0.00	USD 0.00	USD 0.00	USD 0.00	USD 0.00	USD 1,382,000.00	USD 0.00	USD 0.00	USD 0.00	USD 0.00	USD 1,426,521.00
USD 22,260.50	USD 0.00	USD 0.00	USD 0.00	USD 0.00	USD 0.00	USD 0.00	USD 0.00	USD 0.00	USD 0.00	USD 0.00	USD 0.00	USD 22,260.50
USD 22,260.50	USD 0.00	USD 0.00	USD 0.00	USD 0.00	USD 0.00	USD 0.00	USD 0.00	USD 0.00	USD 0.00	USD 0.00	USD 0.00	USD 22,260.50
USD 0.00	USD 0.00	USD 0.00	USD 0.00	USD 0.00	USD 0.00	USD 0.00	USD 0.00	USD 0.00	USD 0.00	USD 0.00	USD 0.00	USD 0.00
USD 0.00	USD 0.00	USD 0.00	USD 0.00	USD 0.00	USD 0.00	USD 0.00	USD 0.00	USD 0.00	USD 0.00	USD 0.00	USD 0.00	USD 0.00
USD 0.00	USD 0.00	USD 0.00	USD 0.00	USD 0.00	USD 0.00	USD 0.00	USD 0.00	USD 0.00	USD 0.00	USD 0.00	USD 0.00	USD 0.00
USD 284,606.00	USD 0.00	USD 1,624,684.57	USD 0.00	USD 0.00	USD 0.00	USD 0.00	USD 1,382,000.00	USD 0.00	USD 0.00	USD 0.00	USD 0.00	USD 3,291,290.57

Table 16: GIZ Disbursement across Sectors and Regions

Total Disbursement by Region

Based on the table, the data shows GIZ's total disbursement per region. The largest portion of funds went to Marodijeh with \$1,820,248.57, followed by Togdher at \$1,426,521.00. Both Sahil and Awdal regions received significantly smaller amounts, with \$22,260.50 each.

REGION	TOTAL
MARODIJEH	USD 1,820,248.57
TOGDHER	USD 1,426,521
SAHIL	USD 22,260.5
AWDAL	USD 22,260.5
TOTAL	USD 3,291,290.57

Figure 17: GIZ Disbursement per Sector Proportion

Based on the provided chart, GIZ's highest disbursement in 2024 was allocated to the Education sector, followed by the Production sector. The Governance sector ranked third in terms of total disbursement.

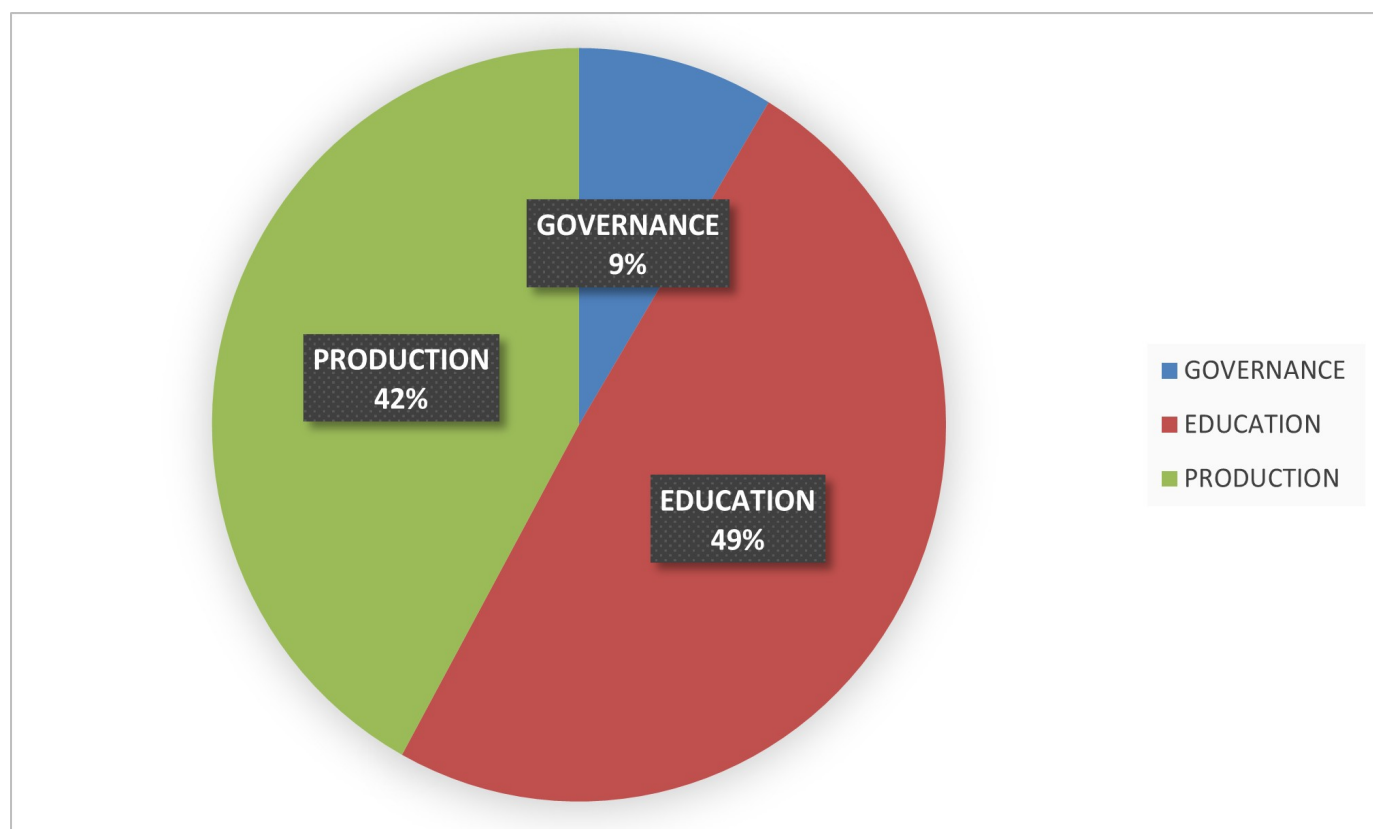
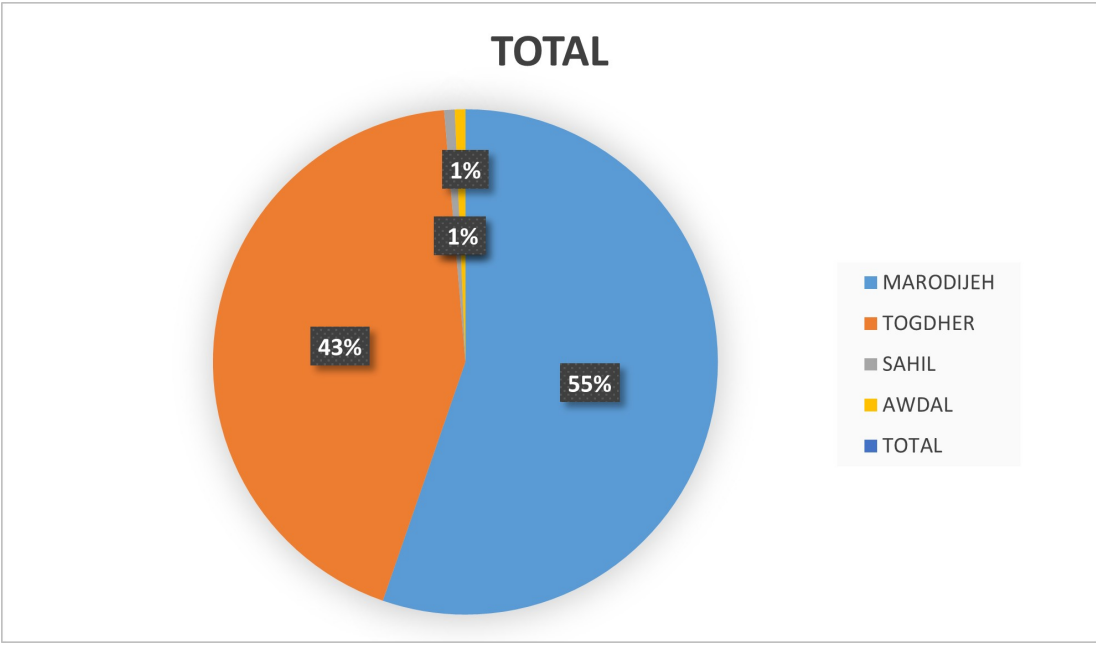


Chart 17: GIZ Disbursement per Sector Proportion



The provided chart illustrates the regional distribution of GIZ's project funding. Marodijeh receives the largest portion, accounting for 55.% of the total. This is followed by Togdheer at 43%. The Sahil and Awdal regions receive a very small percentage of funding, at 1% and 1%, respectively.

2.5 Pooled funds and Funds Channeled through the Country System

In Somaliland, the primary pooled fund available is the Somaliland Development Fund (SDF). Additionally, several other funds have played a significant role in the country's development, including the World Bank Multi-Partner Fund, the UN Multi-Partner Trust Fund, and SHF.

A key challenge identified is the inadequate reporting and coordination between the Government of Somaliland (GoSL) and these funds. In response, the GoSL has developed a plan to review the utilization of these funds and establish a constructive dialogue with donors. This proactive measure aims to enhance coordination and harmonization, ensuring the optimal use of resources for the development and progress of Somaliland.

WORLD BANK

The World Bank plays a crucial role in promoting economic growth and development in Somaliland. The organization's approach includes implementing programs through the country's systems, ensuring that projects align with priorities and needs of the local priorities.

In close collaboration with the Government of Somaliland, the World Bank has successfully implemented several key projects. These initiatives are strategically designed to address specific challenges and opportunities across various sectors, including but not limited to:

Infrastructure development

- ❖ Education
- ❖ Economy
- ❖ Healthcare
- ❖ Agriculture
- ❖ Wash
- ❖ Production

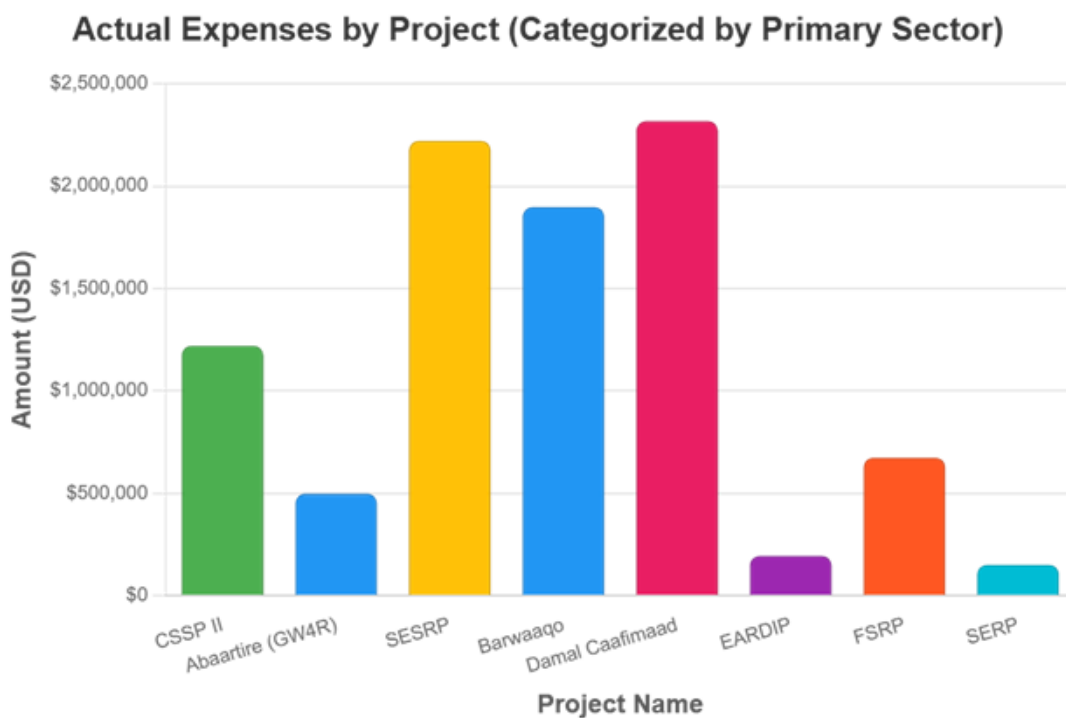
By focusing on these areas, the World Bank aims to foster sustainable and inclusive growth, ultimately improving the overall well-being of the population.

World Bank Projects in 2024

No	Project Name	Sectors	Original Budget	Actual Expenses
1	CSSP II	Governance	\$ 1,381,727	\$ 1,221,393
2	Abaartire - Groundwater for resilience program (GW4R)	Wash	\$ 1,666,030	\$ 498,463
3	Somaliland Electricity sector recovery project (SESRP)	Energy	\$ 3,407,563	\$ 2,222,427
4	Water for rural resilience project (Barwaaqo)	Governance, Production, Wash, and Environment	\$ 4,457,030	\$ 1,898,385
5	Improving healthcare services in Somaliland (Damal Caafimaad)	Health	\$ 4,558,217	\$ 2,318,163
6	Eastern Africa Regional Digital Integration Project (EARDIP)	Infrastructure	\$ 1,721,690	\$ 194,937
7	Food system and resilience project (FSRP)	Production	\$ 2,995,974	\$ 674,268
8	Enhancing Public Resource Management Project (SERP)	Economy	\$ 1,100,000	\$ 151,448
	TOTAL		\$ 21,288,231	\$9,179,484

Table 18: WB Disbursement Projects

Source: Somaliland Accountant General Office



Essentially, the chart provides a quick and effective way to compare the actual expenses across various projects and offers an immediate visual cue about the primary sector each project operates within.

The major programs that were implemented using the country system are:

- ❖ Water for rural resilience project (Barwaaqo)
- ❖ Abaartire - Groundwater for resilience program (GW4R)
- ❖ Enhancing public resource management project (SERP Project)
- ❖ Somaliland Electricity sector recovery project (SESERP)
- ❖ Improving healthcare services in Somaliland (Damal Caafimaad)
- ❖ Food System and Resilience Project (FSRP)
- ❖ Eastern Africa Regional Digital Integration Project.
- ❖ CSSP II

Somaliland Development Fund (SDF)

The Somaliland Development Fund (SDF) serves as a strategic and comprehensive platform for a wide range of donors to contribute actively toward the achievement of Somaliland's national development objectives. Through a collaborative partnership with the Government of Somaliland (GoSL), the SDF provides essential financial support for projects that are directly aligned with the National Development Plan (NDP).

The GoSL holds the primary responsibility for ensuring the provision of critical services to the people of Somaliland. In support of this commitment, the SDF's first and second phases (SDF1 and SDF2) have significantly contributed to progress and sustainable development in the Somaliland Country.

The SDF is a reliable mechanism through which donors can support Somaliland in addressing critical funding gaps and financing projects that are aligned with the country's national priorities.

In 2024, the total amount disbursed through the fund was **USD 10,451,694.41**.

	PILLARS							TOTAL
	GOOD GOVERNANCE	ECONOMIC DEVELOPMENT	SOCIAL DEVELOPMENT	INFRASTRUCTURE DEVELOPMENT	ENVIRONMENT PROTECTION	JUDICIARY	OTHER	
MARODIJEH	USD 0.00	USD 0.00	USD 381,717.30	USD 0.00	USD 0.00	USD 0.00	USD 0.00	USD 381,717.30
TOGDHER	USD 0.00	USD 194,627.92	USD 0.00	USD 430,958.00	USD 0.00	USD 0.00	USD 0.00	USD 625,585.92
SAHIL	USD 0.00	USD 0.00	USD 0.00	USD 6,588,615.84	USD 0.00	USD 0.00	USD 0.00	USD 6,588,615.84
AWDAL	USD 0.00	USD 414,415.00	USD 2,317,607.35	USD 0.00	USD 0.00	USD 0.00	USD 0.00	USD 2,732,022.35
SANAG	USD 0.00	USD 123,755.00	USD 0.00	USD 0.00	USD 0.00	USD 0.00	USD 0.00	USD 123,755.00
SOOL	USD 0.00	USD 0.00	USD 0.00	USD 0.00	USD 0.00	USD 0.00	USD 0.00	USD 0.00
TOTAL	USD 0.00	USD 732,797.92	USD 2,699,324.65	USD 7,019,573.84	USD 0.00	USD 0.00	USD 0.00	USD 10,451,696.41

Table19: SDF Disbursement per Pillar

		PILLARS							TOTAL
		GOOD GOVERNANCE	ECONOMIC DEVELOPMENT	SOCIAL DEVELOPMENT	INFRASTRUCTURE DEVELOPMENT	ENVIRONMENT PROTECTION	JUDICIARY	OTHER	
REGIONS	MARODIJEH	USD 0.00	USD 0.00	USD 381,717.30	USD 0.00	USD 0.00	USD 0.00	USD 0.00	USD 381,717.30
	TOGDHER	USD 0.00	USD 194,627.92	USD 0.00	USD 430,958.00	USD 0.00	USD 0.00	USD 0.00	USD 625,585.92
	SAHIL	USD 0.00	USD 0.00	USD 0.00	USD 6,588,615.84	USD 0.00	USD 0.00	USD 0.00	USD 6,588,615.84
	AWDAL	USD 0.00	USD 414,415.00	USD 2,317,607.35	USD 0.00	USD 0.00	USD 0.00	USD 0.00	USD 2,732,022.35
	SANAG	USD 0.00	USD 123,755.00	USD 0.00	USD 0.00	USD 0.00	USD 0.00	USD 0.00	USD 123,755.00
	SOOL	USD 0.00	USD 0.00	USD 0.00	USD 0.00	USD 0.00	USD 0.00	USD 0.00	USD 0.00
	OTHER								
TOTAL		USD 0.00	USD 732,797.92	USD 2,699,324.65	USD 7,019,573.84	USD 0.00	USD 0.00	USD 0.00	USD 10,451,696.41

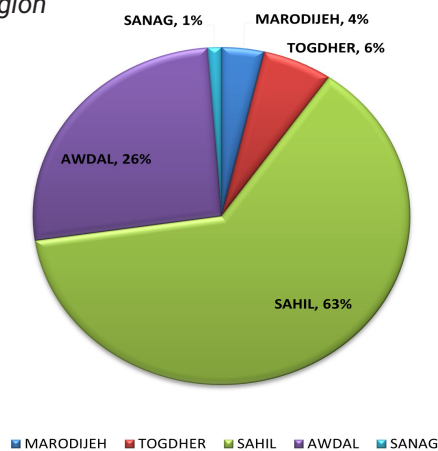
The Somaliland Development Fund (SDF) has allocated over \$10 million across three key sectors: Infrastructure, WASH (Water, Sanitation, and Hygiene), and Production. This strategic distribution of funds underscores the SDF's commitment to promoting sustainable development throughout Somaliland. The table below provides a detailed breakdown of the disbursement amounts for each of these sectors.

REGION	SECTOR	SECTOR	SECTOR	TOTAL
	INFRASTRUCTURE	WASH	PRODUCTION	
MARODIJEH	-	USD 381,717	-	USD 381,717
TOGDHER	USD 430,958	-	USD 194,628	USD 625,586
SAHIL	USD 6,588,616	-	-	USD 6,588,616
AWDAL	-	USD 2,317,607	USD 414,415	USD 2,732,022

		SECTORS												TOTAL
		GOV	ECON	EDUC	HN	INFR	ENV	WSH	PROD	ENER	SOC PROT	JUID	OTHER	
R	MARODIJEH	USD 0.00	USD 0.00	USD 0.00	USD 0	USD 0.00	USD 0.00	USD 381,717.30	USD 0.00	USD 0.00	USD 0.00	USD 0.00	USD 0.00	USD 381,717.30
	TOGDHER	USD 0.00	USD 0.00	USD 0.00	USD 0	USD 430,958.00	USD 0.00	USD 0.00	USD 194,627.92	USD 0.00	USD 0.00	USD 0.00	USD 0.00	USD 625,585.92
E	SAHIL	USD 0.00	USD 0.00	USD 0.00	USD 0	USD 6,588,615.84	USD 0.00	USD 0.00	USD 0.00	USD 0.00	USD 0.00	USD 0.00	USD 0.00	USD 6,588,615.84
G	AWDAL	USD 0.00	USD 0.00	USD 0.00	USD 0	USD 0.00	USD 0.00	USD 2,317,607.35	USD 414,415.00	USD 0.00	USD 0.00	USD 0.00	USD 0.00	USD 2,732,022.35
I	SANAG	USD 0.00	USD 0.00	USD 0.00	USD 0	USD 0.00	USD 0.00	USD 0.00	USD 123,755.00	USD 0.00	USD 0.00	USD 0.00	USD 0.00	USD 123,755.00
O	SOOL	USD 0.00	USD 0.00	USD 0.00	USD 0	USD 0.00	USD 0.00	USD 0.00	USD 0.00	USD 0.00	USD 0.00	USD 0.00	USD 0.00	USD 0.00
N	OTHER	USD 0.00	USD 0.00	USD 0.00	USD 0	USD 0.00	USD 0.00	USD 0.00	USD 0.00	USD 0.00	USD 0.00	USD 0.00	USD 0.00	USD 0.00
S	TOTAL	USD 0.00	USD 0.00	USD 0.00	USD 0.00	USD 7,019,573.84	USD 0.00	USD 2,699,324.65	USD 732,797.92	USD 0.00	USD 0.00	USD 0.00	USD 0.00	USD 10,451,696.41

Regions	Total Amount Disbursed
MARODIJEH	USD 381,717
TOGDHER	USD 625,586
SAHIL	USD 6,588,616
AWDAL	USD 2,732,022
SANAG	USD 123,755
TOTAL	USD 10,451,696

Table20: SDF Disbursement per Region



Based on the provided chart, the data illustrates the percentage of Somaliland Development Fund (SDF) disbursements by region. The distribution shows that the Sahil region received the largest share of funding at 63%. This is followed by Awdal at 26%, and Togdheer at 6%. The smaller percentages of funds were disbursed to the Sanag region.

ANNEX 1: REPORTED ORGANIZATIONS (INGOs)

NO	ORGANIZATION NAME	TOTAL AMOUNT DISBURSED
1	Abaarso Network	\$ 1,447,236.14
2	Amoud Foundation	\$ 2,232,740.00
3	The Halo Trust	\$ 4,715,106.70
4	Sos Children's Village	\$ 4,901,706.00
5	ARDA	\$ 50,000.00
6	Terra Solidali	\$ 1,248,663.19
7	Trade Mark Africa	\$ 2,699,000.00
8	Relieve Humanity International	\$ 450,000.00
9	Plan International	\$ 3,219,665.93
10	PENHA	\$ 1,491,000.00
11	Organization for Welfare & Development in Action	\$ 472,492.00
12	BBC Media Action	\$ 263,121.00
13	Alight	\$ 5,131,801.53
14	Mercy Corps	\$ 143,565.00
15	Save The Children	\$ 20,244,478.12
16	Concern worldwide	\$ 3,813,505.08
17	The Development Fund of Norway	\$ 906,565.00
18	One Earth Foundation	\$ 538,768.00
19	Netherlands Institute for Multiparty democracy	\$ 14,429,259.50
20	Wilt Hunger Hilfe	\$ 3,633,267.52
21	SRCS Somaliland	\$ 4,353,108.90
22	SIPA	\$ 160,000.00
23	Markazu Ahlu-Hadith	\$ 155,000.00

24	African Education Trust	\$ 227,000.00
25	Build Up	\$ 246,954.00
26	Cheetah Conservation Fund	\$ 2,000,000.00
27	Safer World	\$ 888,850.00
28	Global Health Partnerships	\$1,052,956.20
29	VSF-Germany	\$ 115,000.00
30	DRC	\$ 734,300.00
31	Humanity and Inclusion	\$ 1,163,360.00
32	International NGO Safety Organization	\$ 1,299,127.03
33	International Solidarity Foundation	\$ 929,719.51
34	Samuel Hall	\$ 17,324.50
35	Pharo Foundation	\$ 4,609,423.86
36	Oxfam	\$ 3,365,784.51
37	Local Initiative For Education	\$ 200,000.00
38	Norwegian Refugee Council-NRC	\$ 1,898,142.01
39	Islamic Relief Worldwide	\$ 1,489,552.00
40	Med Across	\$ 216,770.75
41	World Vision	\$ 6,409,070.86
42	Population Service International	\$ 192,000.00
43	Action Aid	\$ 1,117,891.00
44	Finn Church Aid	\$ 715,180.43
45	LM International	\$ 136,243.00
46	Nis Foundation	\$ 1,134,869.36

47	Somaliland Biodiversity Foundation	\$ 48,937.00
48	African Relief Committee	\$ 8,300,623.30
49	World Concern	\$ 225,000.37
50	Innovative Humanitarian Solutions (IHS)	\$ 278,000.00
51	Sos Medivac	\$ 42,600.00
52	Care International	\$ 526,648.00
53	Direct Aid Society	\$ 1,026,103.00
54	Qatar Charity	\$ 1,556,100.00
55	Acted	\$ 220,213.00
56	Life For Relief and Development	\$ 64,868.00
57	Alkhair Foundation	\$ 380,000.00
Total		\$ 119,528,661

ANNEX 3: REPORTED UN AGENCIES

NO	AGENCY NAME	Disbursed Amount
1	FAO	\$ 5,452,805.00
2	IOM	\$ 2,142,046.84
3	UNDP	\$ 331,950.00
4	UNFPA	\$ 2,507,783.00
5	UNHCR	\$ 6,487,000.00
6	UNICEF	\$ 18,527,521.07
7	WHO	\$ 1,845,598.94
8	WFP	\$ 42,043,586.00
Total Amount		\$ 79,338,289.9

ANNEX 4: REPORTED OTHER AGENCIES

NO	AGENCY NAME	Disbursed Amount
1	WORLD BANK	\$9,179,484
2	SDF	\$ 10,451,696.41
3	GIZ	\$ 3,291,290.57
Total Amount		\$ 22,922,471

Aid Flow Summary 2024

The provided data presents an overview of aid funding received in 2024 from major sources, with the purpose of illustrating the total amount of aid disbursed.





Jamhuuriyadda Somaliland The Republic of Somaliland





**MINISTRY OF PLANNING AND NATIONAL
DEVELOPMENT**

Mopnd.govsomaliland.org

NGO.Registration.mopnd@sldgov.org